

# PC Board Mountable Power Supplies



## DESCRIPTION

CALEX produces the highest quality, most dependable power supplies in the industry. These rugged units are reliable, cost effective power sources for use with a wide variety of operational amplifiers, function modules, and data conversion circuits. All units employ industry standard pin configurations for system upgrading by replacement of or substitution for supplies from other manufacturers.

All CALEX power supplies feature a 5 Year Warranty and are characterized by tight regulation, low noise, and outstanding stability. The short circuit protection features "foldback" current limiting, so all units can be shorted indefinitely without damage.

## COMMON SPECIFICATIONS

### Input Voltage

- 100  $\pm$ 10 VAC (add "-100" to model number)
- 115  $\pm$ 10 VAC (add "-115" to model number)
- 220  $\pm$ 20 VAC (add "-220" to model number)
- 230  $\pm$ 20 VAC (add "-230" to model number)
- 240  $\pm$ 20 VAC (add "-240" to model number)

## SELECTION CHART

Output Voltage VDC	Output Current mA	Voltage Accuracy	Line & Load Regulation Maximum	Noise & Ripple mV RMS	Case Size	Unit Weight (oz.)	Model Number
<b>Single Output</b>							
5	500	$\pm$ 1.0%	$\pm$ 0.10%	1	B1	11.2	1.5.500
5	1000	$\pm$ 1.0%	$\pm$ 0.10%	1	B2	17.5	1.5.1000
5*	1000	$\pm$ 1.0%	$\pm$ 0.10%	1	B2	17.5	1.5.1000-DV
5	2000	$\pm$ 1.0%	$\pm$ 0.20%	2	B3	22.2	1.5.2000
5*	2000	$\pm$ 1.0%	$\pm$ 0.20%	2	B3	22.2	1.5.2000-DV
9	1000	$\pm$ 0.5%	$\pm$ 0.10%	2	B3	22.2	1.9.1000
10	750	$\pm$ 1.0%	$\pm$ 0.10%	1	B3	22.2	1.10.750
12	480	$\pm$ 0.5%	$\pm$ 0.04%	2	B2	17.5	1.12.480
12*	480	$\pm$ 0.5%	$\pm$ 0.04%	2	B2	17.5	1.12.480-DV
12	750	$\pm$ 0.5%	$\pm$ 0.04%	2	B3	22.2	1.12.750
15	400	$\pm$ 0.5%	$\pm$ 0.04%	2	B2	17.5	1.15.400
15	600	$\pm$ 0.5%	$\pm$ 0.04%	2	B3	22.2	1.15.600
18	500	$\pm$ 0.5%	$\pm$ 0.04%	2	B3	22.2	1.18.500
24	375	$\pm$ 0.5%	$\pm$ 0.04%	2	B3	22.2	1.24.375
<b>Dual Output</b>							
$\pm$ 5	$\pm$ 750	$\pm$ 1.0%	$\pm$ 0.10%	1	B3	22.2	2.5.750
$\pm$ 12	$\pm$ 120	$\pm$ 0.5%	$\pm$ 0.04%	1	B1	11.2	2.12.120
$\pm$ 12	$\pm$ 240	$\pm$ 0.5%	$\pm$ 0.04%	1	B2	17.5	2.12.240
$\pm$ 12*	$\pm$ 240	$\pm$ 0.5%	$\pm$ 0.04%	1	B2	17.5	2.12.240-DV
$\pm$ 12	$\pm$ 360	$\pm$ 0.5%	$\pm$ 0.04%	2	B3	22.2	2.12.360
$\pm$ 15	$\pm$ 100	$\pm$ 0.5%	$\pm$ 0.04%	1	B1	11.2	2.15.100
$\pm$ 15	$\pm$ 200	$\pm$ 0.5%	$\pm$ 0.04%	1	B2	17.5	2.15.200
$\pm$ 15*	$\pm$ 200	$\pm$ 0.5%	$\pm$ 0.04%	1	B2	17.5	2.15.200-DV
$\pm$ 15 **	$\pm$ 200	$\pm$ 0.5%	$\pm$ 0.04%	1	B2	17.5	7010
$\pm$ 15	$\pm$ 350	$\pm$ 0.5%	$\pm$ 0.04%	2	B3	22.2	2.15.350
<b>Triple Output</b>							
$\pm$ 12 & 5	$\pm$ 100 & 600	$\pm$ 1.0%	$\pm$ 0.10%***	2	B2	17.5	3.12.5
$\pm$ 15 & 5	$\pm$ 100 & 500	$\pm$ 1.0%	$\pm$ 0.10%	2	B2	17.5	3.15.5
$\pm$ 12 & 5	$\pm$ 125 & 1000	$\pm$ 1.0%	$\pm$ 0.20%	2	B3	22.2	3.12.1000
$\pm$ 15 & 5	$\pm$ 100 & 1000	$\pm$ 1.0%	$\pm$ 0.20%	2	B3	22.2	3.15.1000

\*Dual AC Input 115/230 VAC

\*\*Recognized to UL 544 (Available in 115 VAC only).

\*\*\*The +5V output load regulation in the 3.12.5-100 and 3.12.5-115 models is 0.20%

# PC Board Mountable Power Supplies

## Specifications

All parameters measured at 25 C, nominal input voltage and full rated load unless otherwise noted.

All Models			Unit
Input Frequency Range	TYP	50 to 60	Hz
Short Circuit Protection	TYP	Foldback Current Limiting	
<b>Isolation</b>			
Isolation Resistance	MIN	50	megohm
Isolation Voltage *	MIN	1200 - 1500	VRMS
Input to Output Capacitance *	TYP	50 - 250	pF
<b>Environmental</b>			
Case Operating Range	MIN	-25	°C
No Derating	MAX	+50	
Storage Range	MIN	-25	°C
	MAX	+85	
Temperature Coefficient	TYP	±0.01	%/°C
Case	B1, B2, & B3		
Mounting Kits	MK215-022 & MK215-08BDV		

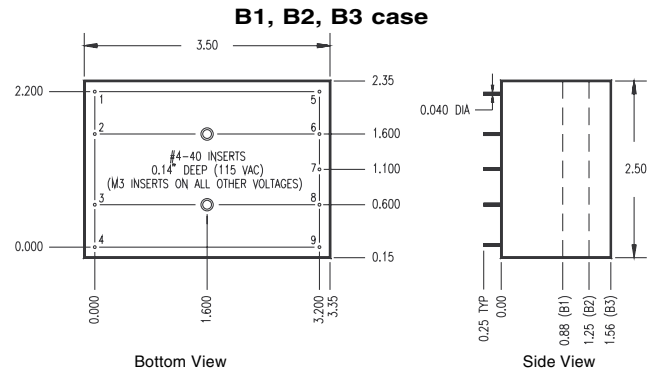
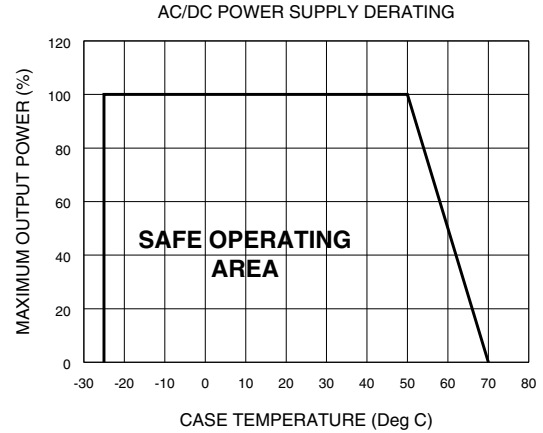
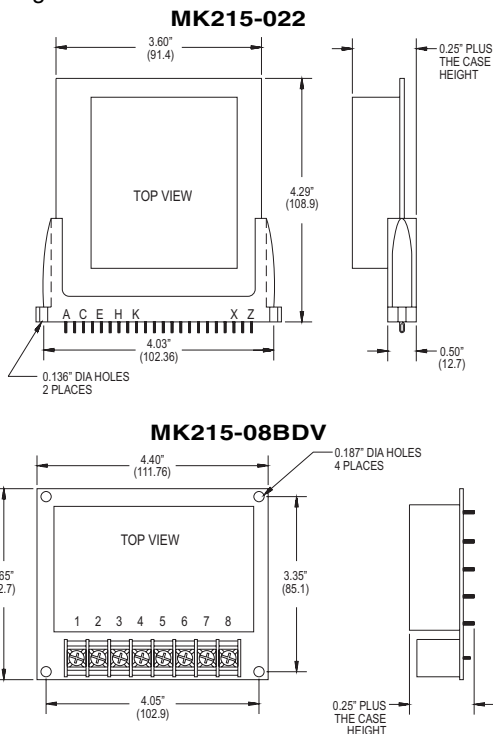
\* Contact CALEX for information on exact model, call (800) 542-3355 or (925) 687-4411

Specifications subject to change without notice.

Single 5 Volt output models have output overvoltage protection which operates between 5.8V and 6.85 Volts. Power must be removed to reset the clamp.

## Power Supply Mounting Kit Options

Two types of mounting kits are available for convenient installation of CALEX power supplies. The MK215-022 consists of a PC card with a 22-pin connector for use in racks. The alternative, our MK215-08BDV, employs a barrier strip type connector for chassis mount applications. Two screws hold the power supply firmly in place on the PC card without need of soldering.



"A" models have 2" spacing between AC pins. (e.g. 2.15.200A)

Pin Assignments	
Pin	Function
9	+Output Voltage
5	-Output Voltage
7	Common
5	On Single Output Common is also connected to Pin 5
8	On Triple Units 5 V Output
6	On Triple Units 5 V Common (Isolated from ± Common)
1 or 1A 4 or 4A	AC Input 100, 115, 220, 230, 240 VAC AC Input and DC Units
Jumper 2 & 3	DV Units - 230 V
Jumper 1 to 3 & 2 to 4	DV Units - 115 V

Mechanical tolerances unless otherwise noted:

X.XX dimensions: 0.020 inches

X.XXX dimensions: 0.005 inches

Case to Mounting Kit Connections		
Case Pin	MK215-022	MK215-08BDV
1, 1A	X	2
2	-	-
3	-	-
4, 4A	Z	1
5	K	6
6	H	5
7	E	7
8	C	4
9	A	8

Pins not referenced are not inserted in the case.