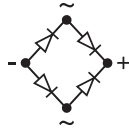


**CMKBR-6F**  
**SURFACE MOUNT**  
**SILICON BRIDGE RECTIFIER**

**ULTRAm mini™**



**SOT-363 CASE**

# Central™

**Semiconductor Corp.**

**FEATURES:**

- Monolithic construction
- Fast switching
- All diodes share closely matched electrical characteristics.
- Very small size

**DESCRIPTION:**

The Central Semiconductor CMKBR-6F is a monolithic silicon full wave bridge rectifier, epoxy molded in a SOT-363 surface mount package. This device has been designed for use in computers and peripheral equipment requiring high speed switching, small size, and closely matched  $V_F$ .

**MARKING CODE: CBR3**

**MAXIMUM RATINGS:** ( $T_A=25\text{ }^\circ\text{C}$ )

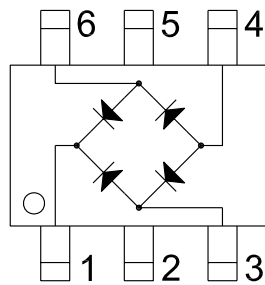
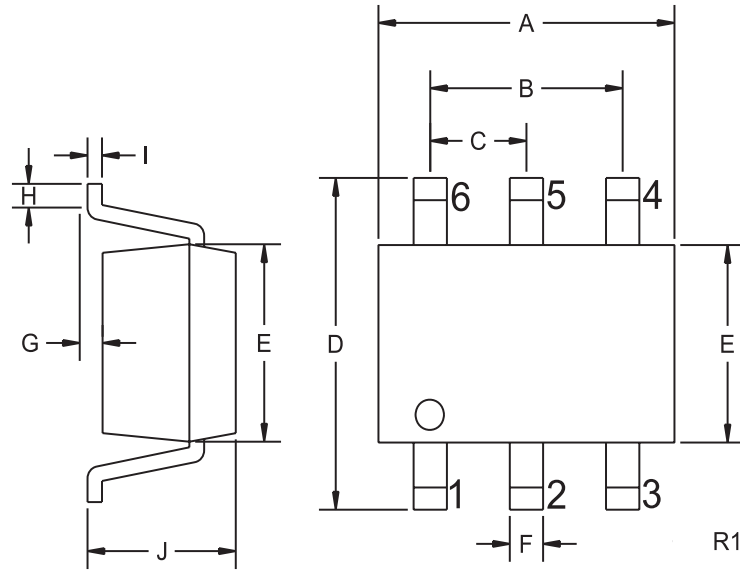
	SYMBOL		UNITS
Peak Repetitive Reverse Voltage	$V_{RRM}$	60	V
Continuous Forward Current	$I_F$	140	mA
Power Dissipation	$P_D$	350	mW
Operating and Storage			
Junction Temperature	$T_J, T_{stg}$	-65 to +150	°C
Thermal Resistance	$\theta_{JA}$	357	°C/W

**ELECTRICAL CHARACTERISTICS PER DIODE:** ( $T_A=25\text{ }^\circ\text{C}$  unless otherwise noted)

SYMBOL	TEST CONDITIONS	MIN	TYP	MAX	UNITS
$I_R$	$V_R=50\text{V}$			10	nA
$BV_R$	$I_R=100\mu\text{A}$	60			V
$V_F$	$I_F=20\text{mA}$			1.0	V
$C_T$	$V_R=0\text{V}, f=1.0\text{MHz}$		5.0		pF
$t_{rr}$	$I_F=I_R=10\text{mA}, I_{rr}=1.0\text{mA}$		1000		ns

**SURFACE MOUNT  
SILICON BRIDGE RECTIFIER**

**SOT-363 CASE - MECHANICAL OUTLINE**



**LEAD CODE:**

- 1) (+) DC
- 2) NC
- 3) AC
- 4) (-) DC
- 5) NC
- 6) AC

**MARKING CODE: CBR3**

SYMBOL	INCHES		MILLIMETERS	
	MIN	MAX	MIN	MAX
A	0.073	0.085	1.85	2.15
B	0.051		1.30	
C	0.026		0.65	
D	0.075	0.091	1.90	2.30
E	0.043	0.055	1.10	1.40
F	0.006	0.012	0.15	0.30
G	0.000	0.004	0.00	0.10
H	0.010	-	0.25	-
I	0.004	0.010	0.10	0.25
J	0.031	0.039	0.80	1.00

SOT-363 (REV: R1)

R1 (27-April 2006)