


FEATURES:

- UL F class rated standard
- Small size and light weight
- PC board mounting
- UL/CUL certified



19.5 x 16.2 x 16.5 mm

CONTACT DATA

Contact Arrangement	1A = SPST N.O. 1B = SPST N.C. 1C = SPDT
Contact Rating	5A, 10A, 12A @ 125VAC, 28VDC 10A @ 250VAC 6A @ 277VAC
Contact Resistance	< 50 milliohms initial
Contact Material	AgCdO, AgSnO ₂
Maximum Switching Power	336W
Maximum Switching Voltage	380VAC, 110VDC
Maximum Switching Current	12A

COIL DATA

Coil Voltage VDC		Coil Resistance $\Omega \pm 10\%$		Pick Up Voltage VDC (max)	Release Voltage VDC (min)	Coil Power W	Operate Time ms	Release Time ms
Rated	Max.	.36W	.45W	75% of rated voltage	10% of rated voltage			
3	3.9	25	20	2.25	0.3	.36 .45	10	5
5	6.5	69	56	3.75	0.5			
6	7.8	100	80	4.50	0.6			
9	11.7	225	180	6.75	0.9			
12	15.6	400	320	9.00	1.2			
18	23.4	900	720	13.5	1.8			
24	31.2	1600	1280	18.00	2.4			
48	62.4	6400	5120	36.00	4.8			

CAUTION:

1. The use of any coil voltage less than the rated coil voltage may compromise the operation of the relay.
2. Pickup and release voltages are for test purposes only and are not to be used as design criteria.

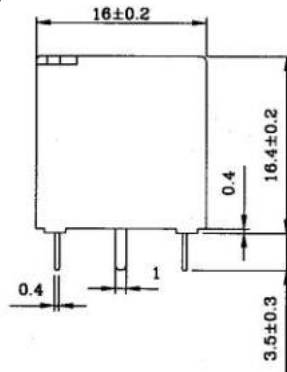
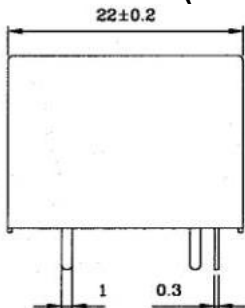
GENERAL DATA

Electrical Life @ rated load	100K cycles, typical
Mechanical Life	10M cycles, typical
Insulation Resistance	100M Ω min @ 500VDC
Dielectric Strength, Coil to Contact	1500V rms min. @ sea level
Contact to Contact	750V rms min. @ sea level
Shock Resistance	100m/s ² for 11ms
Vibration Resistance	1.50mm double amplitude 10-40Hz
Terminal (Copper Alloy) Strength	5N
Operating Temperature	-40 °C to + 85 °C
Storage Temperature	-40 °C to + 155 °C
Solderability	230 °C \pm 2 °C for 10 \pm 0.5s
Weight	10.5g

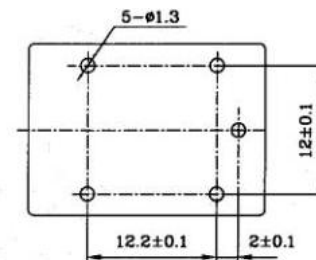
ORDERING INFORMATION

1. Series: WJ108F	WJ108F	1A	S	5	12VDC	.36W
2. Contact Arrangement: 1A = SPST N.O. 1B = SPST N.C. 1C = SPDT						
3. Sealing Options: S = Sealed						
4. Contact Rating: 5 = 5A 6 = 6A 10 = 10A 12 = 12A						
5. Coil Voltage: 3VDC 5VDC 6VDC 9VDC 12VDC 18VDC 24VDC 48VDC						
6. Coil Power: .36 = .36W .45 = .45W						
7. Contact Material: Blank = AgCdO Z = AgSnO ₂						

DIMENSIONS (Units = mm)



PBC Layout



Schematic

