




THROUGH-HOLE TYPE Common-Mode Choke

FEATURES

- High performance
- Low cost
- Compact size

APPLICATIONS

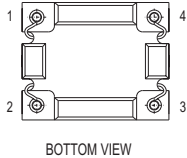
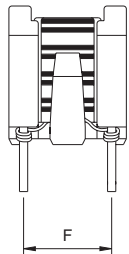
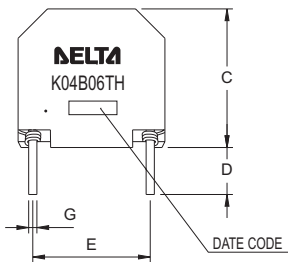
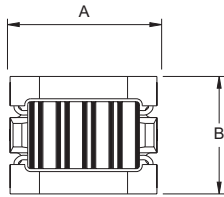
- Aim at providing electromagnetic interference solution
- To suppress common mode noise in particular frequency range
- To prevent EMI affect via precise impedance



ELECTRICAL CHARACTERISTICS @25°C

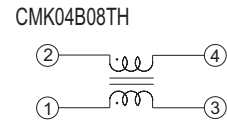
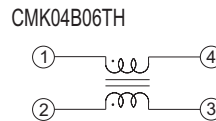
PART NO.	Inductance (uH) Min	DC Resistance (mΩ) Max	Isolation Resistance (MΩ) Min	Rated current (A) Max
			@ 250 VDC	
CMK04B06TH	400	50	10	1.5
CMK04B08TH	7.5	30	100	3.0

MECHANICAL CONSTRUCTION

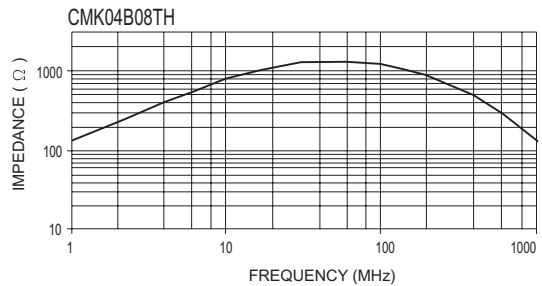
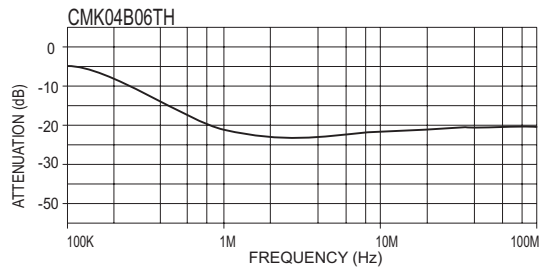


UNIT: mm / inch
 A = 12.50 ± 0.254 / 0.495 ± 0.010
 B = 10.00 ± 0.254 / 0.394 ± 0.010
 C = 11.90 ± 0.254 / 0.469 ± 0.010
 D = 3.20 ± 0.30 / 0.126 ± 0.012
 E = 10.00 / 0.394 (TYP)
 F = 7.50 / 0.295 (TYP)
 G = 0.70 ± 0.127 / 0.028 ± 0.005

SCHEMATICS



IMPEDANCE CURVE



DELTA ELECTRONICS, INC.

(TAOYUAN PLANT CPBG) 252, SHANG YING ROAD, KUEI SAN, TAOYUAN HSIEN 333, TAIWAN, R.O.C.
 TEL: 886-3-3591968; FAX: 886-3-3591991
<http://www.deltaww.com/products/networking/power.htm>