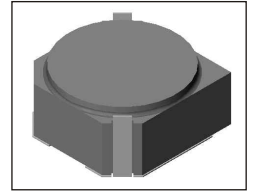


SMT Power Inductor

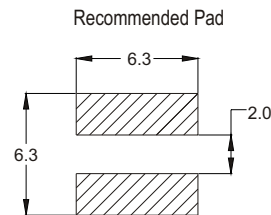
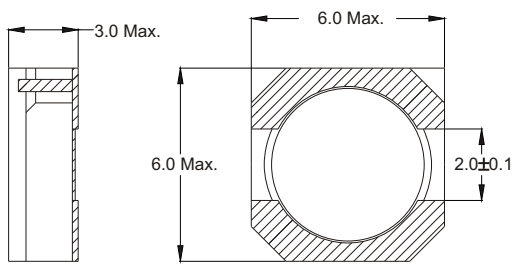
SIL630 Type

Features

- Small size (5.6mm*5.6mm), low profile (3.0mm max. height) SMD type.
- Magnetically shielded, suitable for high density mounting.
- High energy storage and low DCR.
- Provided with embossed carrier tape packing.
- Ideal for power source circuits, DC-DC converter, DC-AC inverters inductor application.
- In addition to the standard versions shown here, custom inductors are available to meet your exact requirements.

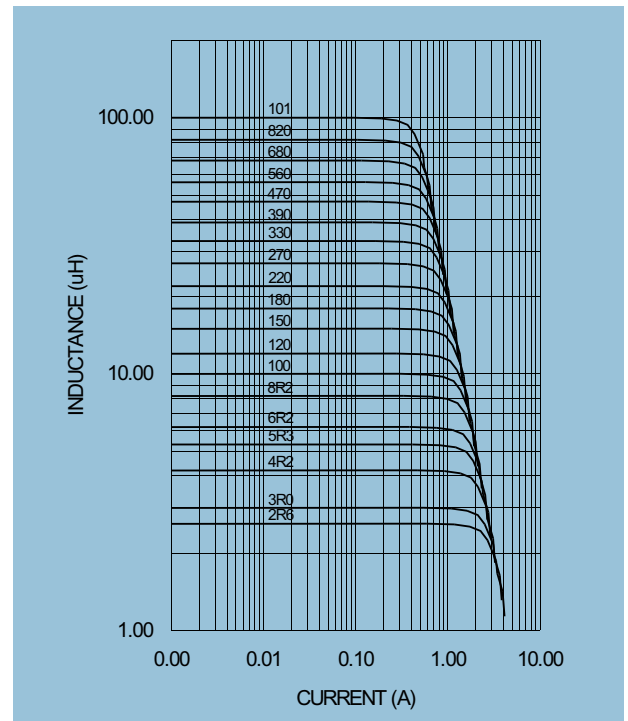


Mechanical Dimension: Unit: mm



Electrical Characteristics:

PART NO.	L* (uH)	DCR (Ω) MAX	I _{RATED} ** (A)
SIL630 - 2R6	2.6	0.018	2.60
SIL630 - 3R0	3.0	0.024	2.40
SIL630 - 4R2	4.2	0.031	2.20
SIL630 - 5R3	5.3	0.038	1.90
SIL630 - 6R2	6.2	0.045	1.80
SIL630 - 8R2	8.2	0.053	1.60
SIL630 - 100	10	0.065	1.30
SIL630 - 120	12	0.076	1.20
SIL630 - 150	15	0.103	1.10
SIL630 - 180	18	0.110	1.00
SIL630 - 220	22	0.122	0.90
SIL630 - 270	27	0.175	0.85
SIL630 - 330	33	0.189	0.75
SIL630 - 390	39	0.212	0.70
SIL630 - 470	47	0.260	0.62
SIL630 - 560	56	0.305	0.58
SIL630 - 680	68	0.355	0.52
SIL630 - 820	82	0.463	0.46
SIL630 - 101	100	0.520	0.42



★ Tolerance of inductance
2.6~100uH±30%

★★ I_{RATED}: rated current. ΔL<35%, ΔT<45°C at I_{RATED}

★★★ Operating temperature: -20°C to 105°C (including self-temperature rise)

★★★★ Test condition at 25°C: 100KHz, 0.1V



DELTA ELECTRONICS, INC.

(TAOYUAN PLANT CPBG) 252, SAN YING ROAD, KUEISAN INDUSTRIAL ZONE, TAOYUAN SHIEN, 333, TAIWAN, R.O.C.

TEL: 886-3-3591968; FAX: 886-3-3591991

<http://www.deltawww.com>