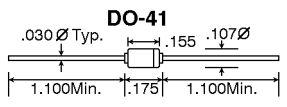
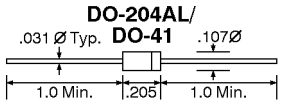
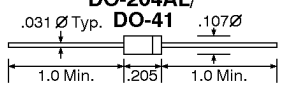


1W	Cross-Reference	Nominal Zener Voltage @ I <sub>ZT</sub>		Max. Zener Impedance @ I <sub>ZT</sub>	Max. Knee Impedance @ I <sub>ZK</sub>		Max. Reverse Current @ V <sub>R</sub>		Max. Surge Current	Max. Reg. Current @ T <sub>A</sub> =50°C	Package	Outline (Max. in Inches)
		V <sub>Z</sub> (V)	I <sub>ZT</sub> (mA)	Z <sub>ZT</sub> (Ω)	Z <sub>ZK</sub> (Ω)	I <sub>ZK</sub> (mA)	I <sub>R</sub> (μA)	V <sub>R</sub> (V)	I <sub>S</sub> (mA)	I <sub>ZM</sub> (mA)	Bulk/Reel	
1N4728A	-	3.3	76.0	10.0	400		100.0		1380	276	1000/5000	
1N4729A	-	3.6	69.0	10.0	400		100.0		1260	252		
1N4730A	-	3.9	64.0	9.0	400	1.00	50.0	1.0	1190	234		
1N4731A	-	4.3	58.0	9.0	400		10.0		1070	217		
1N4732A	-	4.7	53.0	8.0	500		10.0		970	193		
1N4733A	-	5.1	49.0	7.0	550	1.00		1.0	890	178		
1N4734A	-	5.6	45.0	5.0	600	1.00		2.0	810	162		
1N4735A	-	6.2	41.0	2.0	700	1.00	10.0	3.0	730	146		
1N4736A	-	6.8	37.0	3.5	700	1.00		4.0	660	133		
1N4737A	-	7.5	34.0	4.0	700	0.50		5.0	605	121		
1N4738A	-	8.2	31.0	4.5		0.50	10.0	6.0	550	110		
1N4739A	-	9.1	28.0	5.0		0.50	10.0	7.0	500	100		
1N4740A	-	10.0	25.0	7.0	700	0.25	10.0	7.6	454	91		
1N4741A	-	11.0	23.0	8.0		0.25	5.0	8.4	414	83		
1N4742A	-	12.0	21.0	3.0		0.25	5.0	9.1	380	76		
1N4743A	-	13.0	19.0	10.0	700			9.9	344	69		
1N4744A	-	15.0	17.0	14.0	700			11.4	304	61		
1N4745A	-	16.0	15.5	16.0	700			12.2	285	57		
1N4746A	-	18.0	14.0	20.0	750			13.7	250	50		
1N4747A	-	20.0	12.5	22.0	750			15.2	225	45		
1N4748A	-	22.0	11.5	23.0	750			16.7	205	41		
1N4749A	-	24.0	10.5	25.0	750			18.2	190	38		
1N4750A	-	27.0	9.5	35.0	750			20.6	170	34		
1N4751A	-	30.0	8.5	40.0	1000			22.8	150	30		
1N4752A	-	33.0	7.5	45.0	1000			25.1	135	27		
1N4753A	-	36.0	7.0	50.0	1000	0.25	5.0	27.4	125	25		
1N4754A	-	39.0	6.5	60.0	1000			29.7	114	23		
1N4755A	-	43.0	6.0	70.0	1500			32.7	110	22		
1N4756A	-	47.0	5.5	80.0	1500			35.8	95	19		
1N4757A	-	51.0	5.0	95.0	1500			38.8	90	18		
1N4758A	-	56.0	4.5	110.0	2000			42.6	80	16		
1N4759A	-	62.0	4.0	125.0	2000			47.1	70	14		
1N4760A	-	68.0	3.7	150.0	2000			51.7	65	13		
1N4761A	-	75.0	3.3	175.0	2000			56.0	60	12		
1N4762A	-	82.0	3.0	200.0	3000			62.2	55	11		
1N4763A	-	91.0	2.8	250.0	3000			69.2	50	10		
1N4764A	-	100.0	2.5	350.0	3000			76.0	45	9		

1W	Cross-Reference	Zener Voltage @ I <sub>ZT</sub>	Max. Zener Impedance @ I <sub>ZT</sub>	Test Current	Knee Impedance @ I <sub>ZK</sub>	Knee Current	Max. Rev. Current @ V <sub>R</sub>	Reverse Voltage	Max. Fwd. Voltage @ 25°C @ 1A	Package	Outline (Max. in Inches)
Part No.		V <sub>Z</sub> (V)	Z <sub>ZT</sub> (Ω)	I <sub>ZT</sub> (mA)	Z <sub>ZK</sub> (Ω)	I <sub>ZK</sub> (mA)	I <sub>R</sub> (μA)	V <sub>R</sub> (V)	V <sub>F</sub> (V)	Bulk/Reel	
TZ100B	Z100B	100	350	5.0	3000	0.25	0.5	75	1.0	1000/5000	
TZ110B	Z110B	110	450		4000						
TZ115B	Z115B	115	500		4250						
TZ120B	Z120B	120	550		4500						
TZ130B	Z130B	130	700		5000						
TZ135B	Z135B	135	750		5250						
TZ140B	Z140B	140	800		5500						
TZ150B	Z150B	150	1000		6000						
TZ160B	Z160B	160	1100		6500						
TZ170B	Z170B	170	1200		6750						
TZ180B	Z180B	180	1300		7000						
TZ190B	Z190B	190	1500		7500						
TZ200B	Z200B	200	1700		8000						
TZ240B	Z240B	240	2200	8500							
TZ270B	Z270B	270	2500	8750							
TZ300B	Z300B	300	3000	9000							
TZ330B	Z330B	330	4000	9500							

1W	Cross-Reference	Nominal Zener Voltage @ I <sub>ZT</sub>		Max. Zener Impedance @ I <sub>ZT</sub>	Max. Knee Impedance @ I <sub>ZK</sub>		Max. Zener Current @ 100°C	Max. Surge Current	Temp. Coeff. of Zener Voltage	Package	Outline (Max. in Inches)
Part No.		V <sub>Z</sub> (V)	I <sub>ZT</sub> (mA)	Z <sub>ZT</sub> (Ω)	Z <sub>ZK</sub> (Ω)	I <sub>ZK</sub> (mA)	I <sub>ZM</sub> (mA)	I <sub>S</sub> (A)	α <sub>VZ</sub> (%/°C)	Bulk/Reel	
1EZ110D5	-	110	2.3	570	5200	0.25	8.3	0.15	+0.095	1000/5000	
1EZ120D5	-	120	2.0	710	5800		8.0	0.14			
1EZ130D5	-	130	1.9	910	6500		6.9	0.13			
1EZ140D5	-	140	1.8	1100	7000		6.5	0.12			
1EZ150D5	-	150	1.7	1300	7500		5.7	0.12			
1EZ160D5	-	160	1.6	1400	8000		5.4	0.11			
1EZ170D5	-	170	1.5	1450	8500		5.2	0.10			
1EZ180D5	-	180	1.4	1500	9000		4.9	0.10			
1EZ190D5	-	190	1.3	1700	9500		4.7	0.10			
1EZ200D5	-	200	1.2	1900	10000		4.6	0.10			

As listed (with "5" suffix), 5% tolerance for V<sub>Z</sub>; for 1% tolerance, use "1" suffix, e.g., "1EZ110D1", for 2% tolerance, use "2" suffix, e.g., "1EZ110D2", for 10% tolerance, use "10" suffix, e.g., "1EZ110D10"; for 20% tolerance, use no suffix, e.g., "1EZ110D"