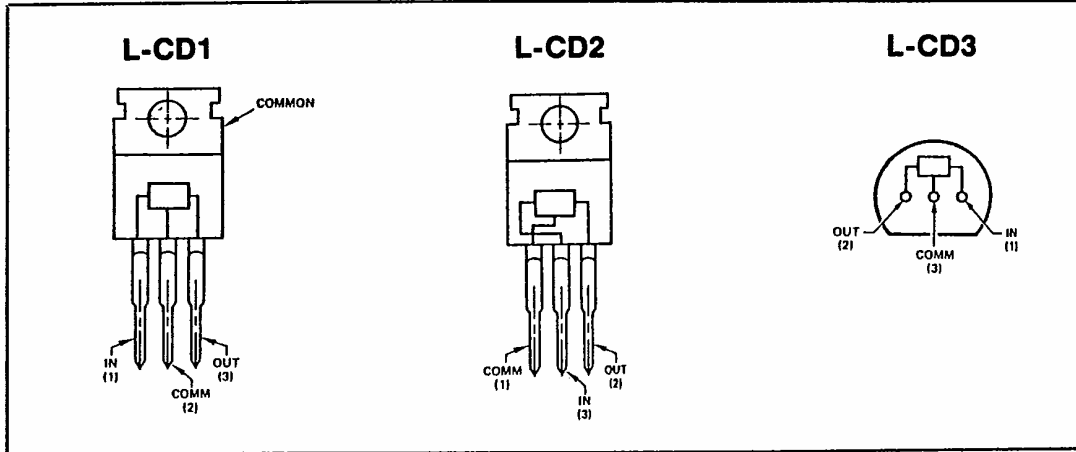


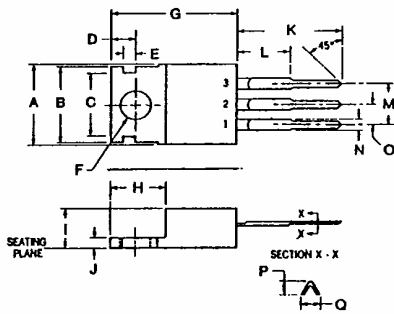
CODI Semiconductor, Inc.

LINEAR LOGIC SYMBOLS AND CONNECTION DIAGRAMS



PACKAGE OUTLINES

JEDEC TO-220 Outline Plastic Power Package

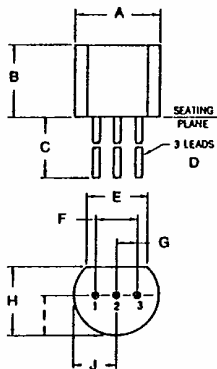


DIM.	INCHES			MILLIMETERS		
	MIN.	TYP.	MAX.	MIN.	TYP.	MAX.
A	.395	.410		10.03	10.41	
B	.365	.385		9.27	9.77	
C	.300	.320		7.62	8.13	
D	.100	.120		2.54	3.05	
E	.040	.060		1.02	1.52	
F	.141	.145		3.58	3.68	
G	.575	.600		14.6	15.24	
H	.235	.265		5.97	6.73	
I	.160	.190		4.06	4.83	
J	.020	.055		.508	1.40	
K	.500			12.70		
L		.250			6.35	
M	.190	.210		4.83	5.33	
N	.045	.055		1.05	1.40	
O	.095	.105		2.41	2.66	
P	.015	.030		.381	.762	
Q	.020	.045		.508	1.43	

NOTES: See table for dimensions in inches and millimeters
Center lead is electrical contact with the mounting tab

Package weight is 2.1 grams

JEDEC TO-92 Outline Plastic Package



DIM.	INCHES			MILLIMETERS		
	MIN.	TYP.	MAX.	MIN.	TYP.	MAX.
A	.175	.205		4.46	5.20	
B	.170	.210		4.32	5.33	
C	.500			12.70		
D	.016	.019		0.406	0.483	
E	.135			.343		
F		.100			2.54	
G		.050			1.27	
H	.125	.165		3.18	4.19	
I	.080	.105		2.03	2.67	
J	.080	.105		2.03	2.67	

NOTES: See table for dimensions in inches and millimeters
Package material is transfer molded thermosetting plastic
Package weight is 0.25 grams

144 Market St., Kenilworth, NJ, USA 07033 • (201) 298-0400

TOLL-FREE: 1-800-232-CODI

TELEX: 844-796

FAX NUMBER: 201-298-0477



CODI Semiconductor, Inc.

LINEAR INTEGRATED CIRCUITS 3 - TERMINAL VOLTAGE REGULATORS

	1 AMP Pos. 7805-7824	1 AMP Neg. 7905-7924	.5A Pos. 78M05-78M24	.1A Pos. 78L05-78L24
Thermal resistance RJ-c RJ-a	5°C/w 70°C/w			7°C/w 100°C/w
Power Dissipation	20W		10W	500mW
Temperature range Operating Ambient Operating Junction Storage	-20 to + 80°C -20 to + 125°C -55 to + 125°C			-20 to + 75°C -20 to + 125°C -40 to + 125°C
Line Regulation (MV) Vo/Vi (%)	2.0		1.0	2.0
Load Regulation (MV) Vo/Io (%)	2.0		1.0	
Logic/Connection diagram	L-CD 1	L-CD 2	L-CD 1	L-CD 3
Package	TO-220			TO-92

TYPE No.	Nominal OUTPUT Voltage Range (V)	OUTPUT Voltage Range (V)	INPUT Voltage Range (V)	Quiescent Current (mA)	Ripple Rejection (dB) MIN	OUTPUT Noise Voltage (µV)	OUTPUT Voltage Drift (TYP) MV/°C
----------	---	--------------------------------	-------------------------------	------------------------------	---------------------------------	---------------------------------	--

1 AMP POSITIVE

7805	5.0	4.8-5.2	7.0-35.0	5.3	62	40	0.4
7806	6.0	5.75-6.25	8.0-35.0	4.7	59	45	0.4
7808	8.0	7.7-8.3	10.5-35.0	4.7	56	50	0.4
7812	12.0	11.5-12.5	14.5-35.0	4.7	55	70	0.8
7815	15.0	14.4-15.6	17.5-35.0	4.7	54	85	1.0
7818	18.0	17.3-18.7	21.0-35.0	5.0	53	95	1.2
7824	24.0	23.0-25.0	27.0-40.0	5.0	50	120	1.4

1 AMP NEGATIVE

7905	-5.0	-4.8-5.2	-7.0-35.0	1.0	54	100	-0.4
7906	-6.0	-5.75-6.25	-8.0-35.0	1.0	54	150	-0.5
7908	-8.0	-7.7-8.3	-10.5-35.0	1.0	54	200	-0.6
7912	-12.0	-11.5-12.5	-14.5-35.0	1.5	54	300	-0.8
7915	-15.0	-14.4-15.6	-17.5-35.0	1.5	54	375	-1.0
7918	-18.0	-17.3-18.7	-21.0-35.0	1.5	54	450	-1.0
7924	-24.0	-23.0-25.0	-27.0-40.0	1.5	51	600	-1.0

.5A (500ma) POSITIVE

78M05	5.0	4.8-5.2	7.0-35.0	4.5	62	40	-1.0
78M06	6.0	5.75-6.25	8.0-35.0	4.6	59	45	-1.0
78M08	8.0	7.7-8.3	10.5-35.0	4.6	56	52	-1.0
78M12	12.0	11.5-12.5	14.5-35.0	4.8	55	75	-1.0
78M15	15.0	14.4-15.6	17.5-35.0	4.8	54	90	-1.0
78M18	18.0	17.3-18.7	21.0-35.0	4.8	53	100	-1.0
78M24	24.0	23.0-25.0	27.0-40.0	5.0	50	170	-1.0

.1A (100ma) POSITIVE

78L05	5.0	4.75-5.25	7.0-30.0	6.0*	40	40	-1.0
78L06	6.0	5.95-6.45	8.0-30.0	6.0*	39	50	-1.0
78L08	8.0	7.6-8.4	10.5-30.0	6.0*	39	60	-1.0
78L12	12.0	11.4-12.6	14.5-35.0	6.5*	37	80	-1.5
78L15	15.0	14.3-15.7	17.5-35.0	6.5*	34	90	-1.5
78L18	18.0	17.1-18.9	21.0-40.0	6.5*	33	120	-2.0
78L24	24.0	22.8-25.2	27.0-40.0	7.0*	32	200	-2.0

*max

144 Market St., Kenilworth, NJ, USA 07033 • (201) 298-0400

TOLL-FREE: 1-800-232-CODI

TELEX: 844-796

FAX NUMBER: 201-298-0477