


# DC/DC Converters

**XPiQ inc.**

Intelligent Design Quality Product

## 1 Watt IA Series



0.18 in<sup>2</sup> Board Space

80% Efficiency

15 Watts per in<sup>3</sup>

5, 12, 24 and 48 VDC Inputs

1000 VDC Isolation

Industry Standards Pinouts

## Specification

### Input

- Input Voltage •  $\pm 10\%$
- Input Reflected Noise (20 MHz BW) • 100mV pk-pk max

### Output

- Output Voltage Accuracy •  $\pm 5\%$
- Output Ripple & Noise (20 MHz BW) • 75 mV pk-pk max
- Line Regulation • 1.2%/1% of  $V_{in}$
- Load Regulation (20% to 100% Load) •  $\pm 10\%$

### General

- Efficiency • At full load 9V, 12V & 15V outputs  
80% typical  
At full load 3.3 V & 5 V outputs  
70% typical
- Short Circuit Protection • 1 second max

### Environmental

- Input Output Isolation • 1000 VDC min
- Temperature Coefficient • 0.03%/°C max
- Operating Temperature Range • -40 °C to +85 °C
- Storage Temperature Range • -55 °C to +125 °C

# OUTPUT VOLTAGE & CURRENT RATINGS

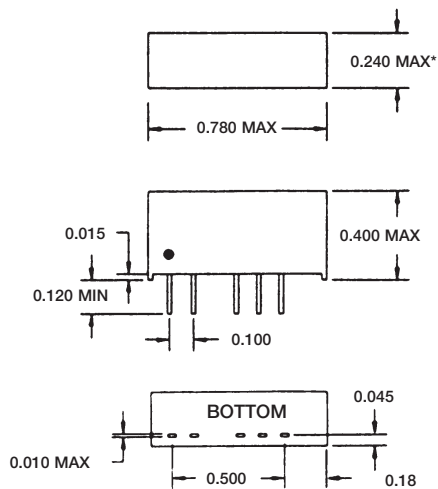
IA

Output Voltage(s)	Output Current(s)	5 VDC Input	12 VDC Input	24 VDC Input	48 VDC Input
±3.3 VDC	±150 mA	IA0503	IA1203	IA2403	IA4803
±5.0 VDC	±100 mA	IA0505	IA1205	IA2405	IA4805
±9.0 VDC	±55 mA	IA0509	IA1209	IA2409	IA4809
±12.0 VDC	±42 mA	IA0512	IA1212	IA2412	IA4812
±15.0 VDC	±33 mA	IA0515	IA1215	IA2415	IA4815

Add suffix "S" for single-in-line package, suffix "D" for dual-in-line package.

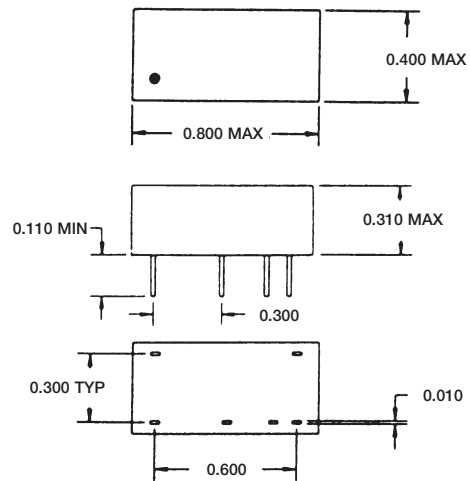
## Mechanical Details

Single-In-Line Package



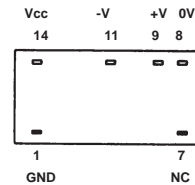
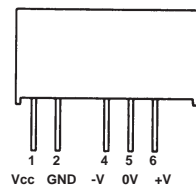
\*0.280 for 48 Vin version

Dual-In-Line-Package



Pins .01 x .02 inches

### Pin Connections



## Derating Curve

