


Type T912 and T914 Precision Resistor Networks

Resistor Pairs and Quads with Ratio Characteristics for Precision Analog Circuits

Type T912 and T914 Precision Resistor Networks are constructed with Caddock Tetrinox® resistance films to achieve the precise ratio performance and stability required by highly accurate amplifier circuits, voltage reference circuits, and precision bridge circuits.

- **Ratio Tolerance** - from 0.1% to 0.01%.
- **Ratio Temperature Coefficient** - 10 ppm/°C, 5 ppm/°C or 2 ppm/°C.
- **Absolute Temperature Coefficient** - 25 ppm/°C.
- **Ratio Stability of Resistance at Full Load for 2,000 hours** - within 0.01%.
- **Shelf Life Stability of Ratio for 6 Months** - within 0.005%.

Both the T912 and the T914 are available in 14 standard resistance values between 1K and 1 Megohm. Caddock's high thru-put manufacturing capability assures that prototype and large-volume production quantities are available either from stock or within 6 weeks after receipt of order.



Standard Type T912 and Type T914 Precision Resistor Networks

In addition to the 14 standard equal value models of the Type T912 and T914, the Type T912 can also be ordered with:

- **10:1 Resistance Ratio** - for use in amplifier gain-setting.
- **9:1 Resistance Ratio** - for use in voltage reference dividers.

Ordering Information: T912 - A 10K - 010 - 02

Model Number _____

Ratio Code Letter: *

A - T912 with R₁: R₂ where R₂ = 10R₁
 1K:10K 10K:100K 40K:400K
 2K:20K 20K:200K 50K:500K
 5K:50K 25K:250K 100K:1 Meg

B - T912 with R₁: R₂ where R₂ = 9R₁
 1K:9K 10K:90K 40K:360K
 2K:18K 20K:180K 50K:450K
 5K:45K 25K:225K 100K:900K

No Letter - T912 with R₁ = R₂
No Letter - T914 with R₁ = R₂ = R₃ = R₄

Ratio Temperature Track (0°C to +70°C):*
 -10 = 10 ppm/°C -05 = 5 ppm/°C
 -02 = 2 ppm/°C

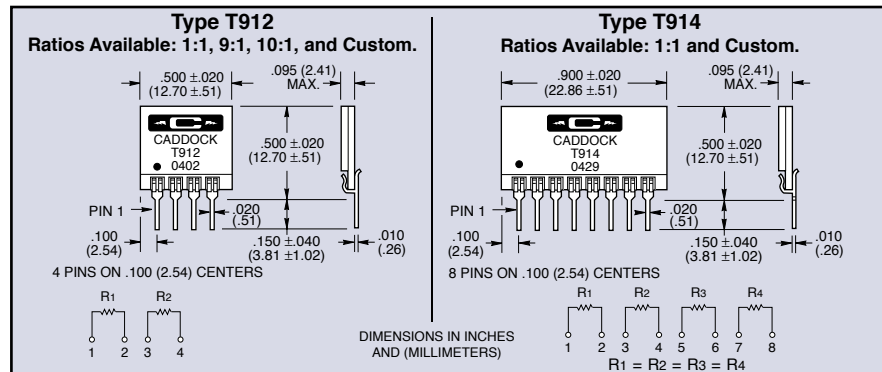
Ratio Tolerance: * -100 = 0.10% -020 = 0.02%
 -050 = 0.05% -010 = 0.01%

Standard Resistance Values: * (R₁)
 1K 10K 40K 200K 500K
 2K 20K 50K 250K 1 Meg
 5K 25K 100K 400K

Special or mixed resistance values are available as custom networks. See the custom section at the bottom of this page.
 * (This information appears on the back side of the network)

Specifications:


- Absolute Tolerance:** ±0.1% for all resistors.
- Absolute Temperature Coefficient:** 25 ppm/°C referenced to +25°C, ΔR taken at 0°C and +70°C.
- Ratio Tolerance:** Options for ratio tolerance are provided as shown in the Ordering Information panel.
- Ratio Temperature Coefficient:** Options for ratio temperature coefficient are provided as shown in the Ordering Information panel.
- Voltage Rating:** 30 volts DC or RMS AC applied to R₁, R₂, R₃ and R₄.
- Power Rating:** 0.10 watt applied to R₁, R₂, R₃ and R₄ (not to exceed rated voltage).
- Package Power Rating:** Type T912, 0.20 watt. Type T914, 0.40 watt.
- Storage Temperature:** -55°C to +105°C.
- Insulation Resistance Between Isolated Pins:** Pin 2 to Pin 3, Pin 4 to Pin 5, or Pin 6 to Pin 7, 1,000 Megohms, minimum.
- Dielectric Strength Between Isolated Pins:** 50 volts RMS AC.



Custom Model T912 and T914 Precision Resistor Networks

For applications requiring non-standard resistance values, the T912 and T914 custom configurations can include these special features:

- Mixed resistance values with a maximum ratio of 250-to-1. (Example: 1 Megohm and 4 K)
- Absolute TC as low as 15 ppm/°C.
- Ratio TC as low as 2 ppm/°C.
- Custom voltage ratings.
- Matched resistors of any special value between 1 K and 2 Megohms.



Contact our Applications Engineering for performance, price, and availability of these custom resistor networks.

Applications Engineering
 17271 North Umpqua Hwy.
 Roseburg, Oregon 97470-9422
 Phone: (541) 496-0700
 Fax: (541) 496-0408

CADDOCK ELECTRONICS, INC.

e-mail: caddock@caddock.com • web: www.caddock.com
 For Caddock Distributors listed by country see caddock.com/contact/dist.html

Sales and Corporate Office
 1717 Chicago Avenue
 Riverside, California 92507-2364
 Phone: (951) 788-1700
 Fax: (951) 369-1151