 <h1 style="margin: 0;">WANJIA</h1> <p style="margin: 0;">Relays for advanced technology</p>	ULTRA-MINIATURE	WJ107-RELAYS
	PC BOARD TYPE POWER RELAY	



- Ultra-miniature size with universal footprint
- High contact capacity: 12A
- Sealed type available
- Low coil power consumption
- UL/C-UL recognized
- TUV recognized

**SPECIFICATIONS**

**Contact**

Arrangement	1A, 1B 1C
Contact Material	Silver alloy
Contact Resistance (By voltage 6V 1A)	Max.100m•
Rating	
Nominal switching capacity	12A 125VAC
Resistive load (cos•=1)	10A 125VAC 10A 28VDC 7A 250VAC
Rating	
Resistive load (cos•=1)	12A 125VAC 10A 125VAC 10A 28VDC 7A 250VAC
Inductive load (cos•=0.75•0.8)	3A 125VAC 3A 28VDC
Max. Switching voltage	250VAC 125VDC
Max. Switching current	12A
Max. Switching power	1250VA 280W
Expected life(min.ope)	
Mechanical (at 180 cpm)	1×10 <sup>7</sup>
Electrical (at 20 cpm)	1×10 <sup>5</sup>

**Characterstics**

Operate Time	Max.8msec.
Release Time	Max.5msec.
Operating humidity	45 to 85% RH
Initial breakdown voltage	
Between coil & contact	1500VAC (50/60Hz)for 1 min.
Between open contacts	750VAC (50/60Hz)for 1 min.
Insulation Resistance	Min.100M• (500 VDC)
Ambient temperature	-40••+85•
Temperature rise(Max)	35deg
Shock	Functional Min. 10G
Resistance	Destruction Min.100G
Vibration	Functional 10 TO 55 Hz at double Amplitude of 1.5mm
Resistance	Destruction 10 TO 55 Hz at double Amplitude of 1.5mm
Unit weight	Approx.9g

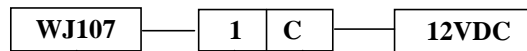
**TYPICAL APPLICATION**

- 1.Home appliances:conditioner,hearter,etc.
- 2.Auomotive:Power-windows,car antenna,door lock,etc.
- 3.Office machines:PPC,facsimile,etc.
- 4.Vending machines.

**Coil**

Nominal operating power	0.36W
-------------------------	-------

**ORDERING INFORMATION**



Type	Number of pole	Contact form	Coil voltage (DC)
WJ107	1:1pole	A: 1 form A B: 1 form B C: 1 form C	3, 5, 6, 9, 12, 24, 48V

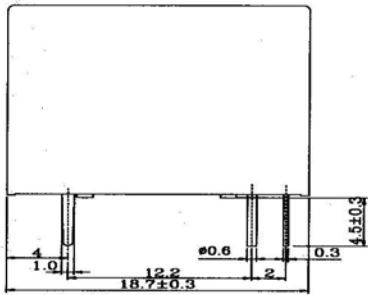
**COIL DATA (at 20•)**

Nominal Voltage (VDC)	Pick-up Voltage VDC(Max)	Drop-out Voltage VDC(Min)	Coil Resistance (•)±10%	Nominal operating Power (W)	Max.Allowable Voltage
3	2,25	0,15	25	0.36	130% of nominal Voltage
5	3,75	0,25	69		
6	4,50	0,30	100		
9	6,75	0,45	225		
12	9,00	0,60	400		
24	18,00	1,20	1600		
48	36,00	2,40	6400		

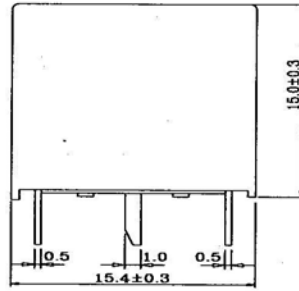
**DIMENSIONS**

Unit: mm

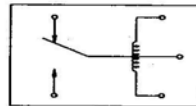
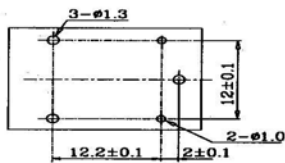
D



(BOTTOM VIEW)

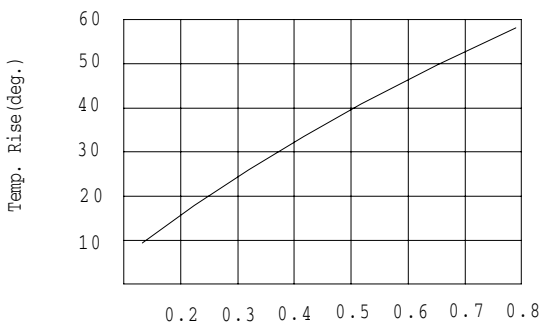


(BOTTOM VIEW)

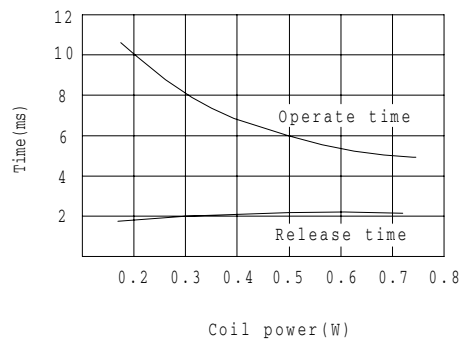


**REFERENCE DATA**

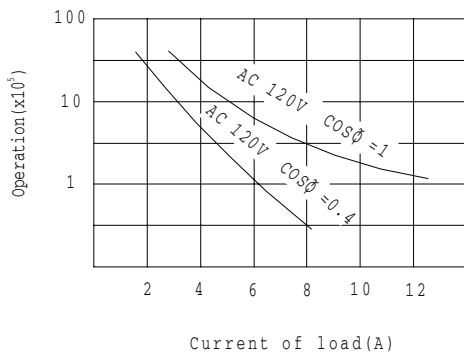
Coil temp. rise



Operate time/Release time



Life Expectancy



Note: The relative changes for the specification will not be advised in the future.