


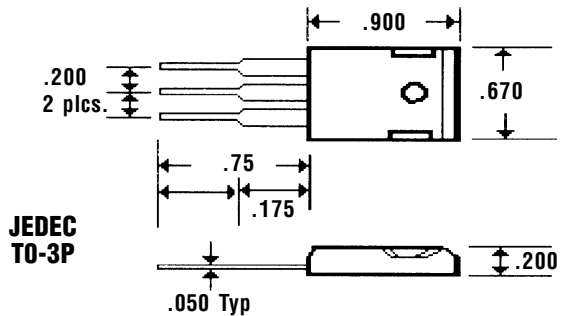
60 Amp High Voltage SCHOTTKY BARRIER RECTIFIERS

FBR6030 ... 6060 Series

Description



Mechanical Dimensions



Features

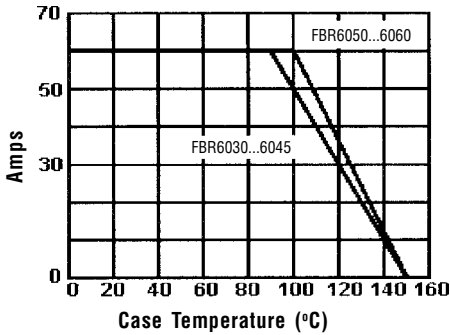
- HIGH CURRENT CAPABILITY WITH LOW V_F
- HIGH SURGE VOLTAGE AND TRANSIENT PROTECTION
- HIGH EFFICIENCY w/LOW POWER LOSS
- MEETS UL SPECIFICATION 94V-0

Electrical Characteristics @ 25°C.	FBR6030 . . . 6060 Series						Units
Maximum Ratings	FBR6030	FBR6035	FBR6040	FBR6045	FBR6050	FBR6060	
Peak Repetitive Reverse Voltage... V_{RRM}	30	35	40	45	50	60	Volts
Working Peak Reverse Voltage... V_{RWM}	30	35	40	45	50	60	Volts
DC Blocking Voltage... V_{DC}	30	35	40	45	50	60	Volts
RMS Reverse Voltage... V_R (rms)	21	24	28	31	35	42	Volts
Average Forward Rectified Current... I_o @ $T_C = 110^\circ\text{C}$ V_R (equiv.) $\leq 0.2V_{R(DC)}$	60						Amps
Non-Repetitive Peak Forward Surge Current... I_{FSM} @ Rated Load Conditions, 1/2 Sine Wave, Single Phase, 60HZ	600						Amps
Forward Voltage... V_F @ $I_F = 30$ Amps	< .65 >		< .75 >				Volts
DC Reverse Current... I_R @ Rated DC Blocking Voltage	@ $T_C = 25^\circ\text{C}$ 10		@ $T_C = 125^\circ\text{C}$ < 100 > < 150 >				mAmps mAmps
Operating & Storage Temperature Range... T_J, T_{STRG}	-65 to 150						°C

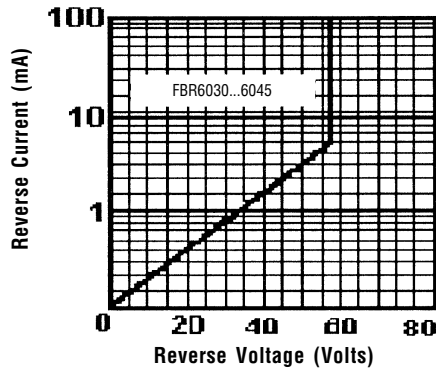
60 Amp High Voltage SCHOTTKY BARRIER RECTIFIERS

FBR6030 ... 6060 Series

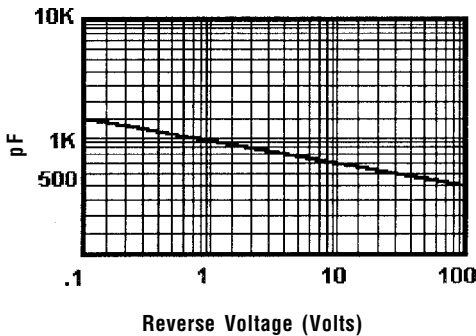
Forward Current Derating Curve



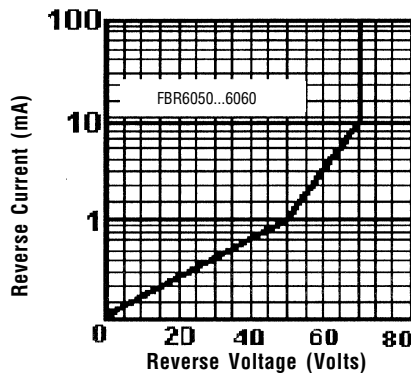
Typical Reverse Characteristics



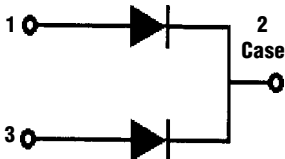
Typical Junction Capacitance



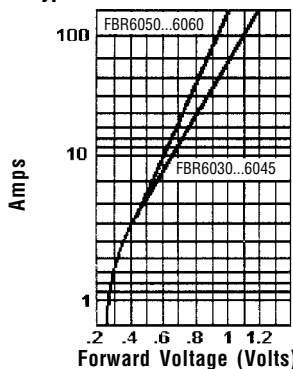
Typical Reverse Characteristics



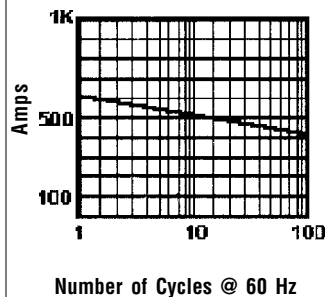
Common Cathode,
Suffix "C"



Typical Forward Characteristics



Peak Forward Surge Current



Ratings at
25 Deg. C ambient
temperature
unless otherwise
specified.

Single Phase Half
Wave, 60 HZ
Resistive or
Inductive Load.

For Capacitive
Load, Derate
Current by 20%.

- NOTES:**
1. Measured @ 1 MHz and applied reverse voltage of 4.0V.
 2. Thermal Resistance Junction to Case, Jedec Method.
 3. When Mounted to heat sink, from body.