

## 15A BRIDGE RECTIFIERS

### 15A 桥式整流器

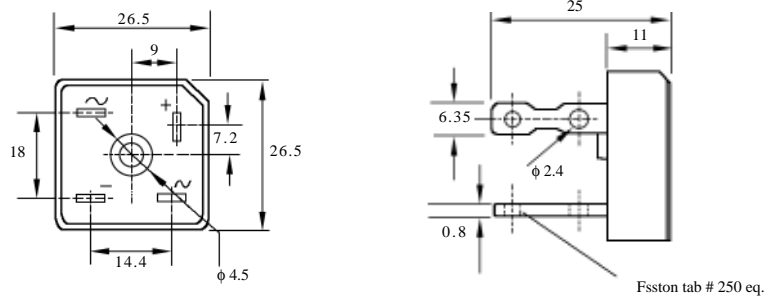
### 15A BRIDGE RECTIFIERS

最大额定值 Absolute MAX rating

| 项目<br>Description                                | 符号<br>Symbols | 条件<br>Conditions                                                                    | 额定值<br>Ratings | 单位<br>Unit |
|--------------------------------------------------|---------------|-------------------------------------------------------------------------------------|----------------|------------|
| 贮存温度<br>Storage Temperature                      | $T_{STG}$     |                                                                                     | - 40 ~ +150    | °C         |
| 结温<br>Operating Junction<br>Temperature          | $T_J$         |                                                                                     | 150            | °C         |
| 最大反向电压<br>MAX reverse Voltage                    | $V_{RM}$      |                                                                                     |                |            |
| S15VB60                                          |               |                                                                                     | 600            | V          |
| S15VB80                                          |               |                                                                                     | 800            |            |
| S15VB100                                         |               |                                                                                     | 1000           |            |
| 平均正向整流电流<br>Average rectified<br>Forward Current | $I_O$         | 50Hz Sine wave resistance load<br>$T_C = 85^\circ\text{C}$ 50Hz 正弦波电阻负载             | 15             | A          |
| 浪涌电流<br>Surge Current                            | $I_{FSM}$     | Non-repetitive 50Hz 10ms Sine<br>wave $T_J = 25^\circ\text{C}$<br>不重复 50Hz 10ms 正弦波 | 200            | A          |
| 绝缘强度<br>Dielectric strength                      | Vdia          | Terminals to case AC 1 minute<br>端子与管壳间 AC 1 分钟                                     | 2              | K V        |

电性特征 Electrical characteristics  $T_a = 25^\circ\text{C}$

|                                   |          |                           |          |               |
|-----------------------------------|----------|---------------------------|----------|---------------|
| 正向电压<br>Forward Voltage           | $V_F$    | $I_F = 7.5\text{A}$       | Max 1.05 | V             |
| 反向漏电电流<br>Reverse leakage current | $I_R$    | $V_R = V_{RM}$            | Max 10   | $\mu\text{A}$ |
| 热阻<br>Thermal resistance          | $Q_{JC}$ | 结点管壳间<br>Junction to Case | Max 1.5  | °C / W        |



外形尺寸  
Outline dimensions

S15VB60 – S15VB100

15A 桥式整流器额定值与特性曲线

15A BRIDGE RECTIFIERS RATING & CHARACTERISTIC CURVES

FIG. 1 - DERATING CURVE FOR OUTPUT RECTIFIED CURRENT

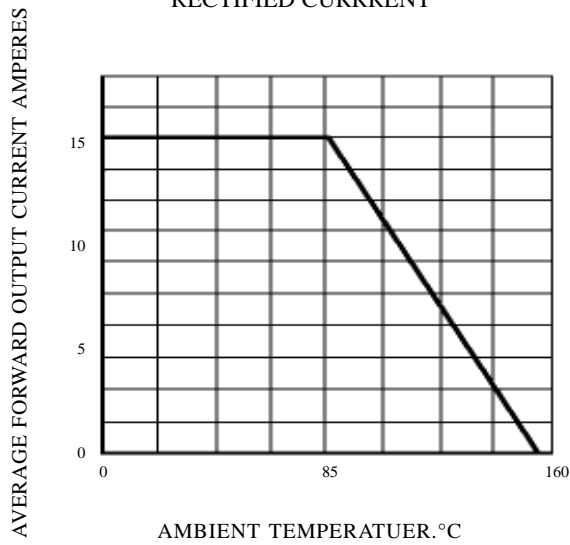


FIG. 2 - MAXIMUM NON-REPETITIVE PEAK FORWARD SURGE CURRENT PER BRIDGE ELEMENT

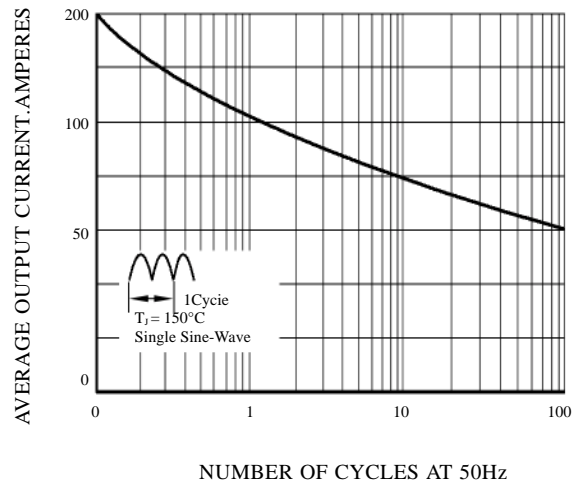


FIG. 3 - TYPICAL FORWARD CHARACTERISTICS PER BRIDGE ELEMENT

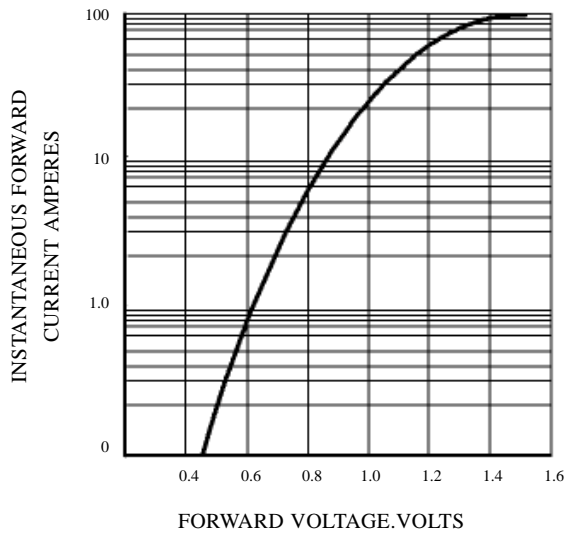


FIG. 4 - TYPICAL REVERSE CHARACTERISTICS PER BRIDGE ELEMENT

