

C/A-502X-10, C/A-522X DUAL DIGITS DISPLAY

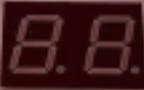
Shape	Part No.		Chip		Wave Length λ p(nm)	Electro-Optical Characteristics			Fig. No.
	Common Cathode	Common Anode	Raw Material	Emitted Color		Vf(V)20mA		Iv(ucd)10mA	
						Typ.	Max.	Typ.	
	C-502H-10	A-502H-10	GaP	Red	700	2.1	2.8	650	D31
	C-502E-10	A-502E-10	GaAsP/GaP	Hi.effi Red	635	2.0	2.8	2000	
	C-502G-10	A-502G-10	GaP	Green	565	2.1	2.8	2000	
	C-502Y-10	A-502Y-10	GaAsP/GaP	Yellow	585	2.1	2.8	1600	
	C-502SR-10	A-502SR-10	GaAlAs	Super Red	660	1.8	2.4	21000	
	C-522H	A-522H	GaP	Red	700	2.1	2.8	650	D32
	C-522E	A-522E	GaAsP/GaP	Hi.effi Red	635	2.0	2.8	2000	
	C-522G	A-522G	GaP	Green	565	2.1	2.8	2000	
	C-522Y	A-522Y	GaAsP/GaP	Yellow	585	2.1	2.8	1600	
	C-522SR	A-522SR	GaAlAs	Super Red	660	1.8	2.4	21000	

Fig.D31

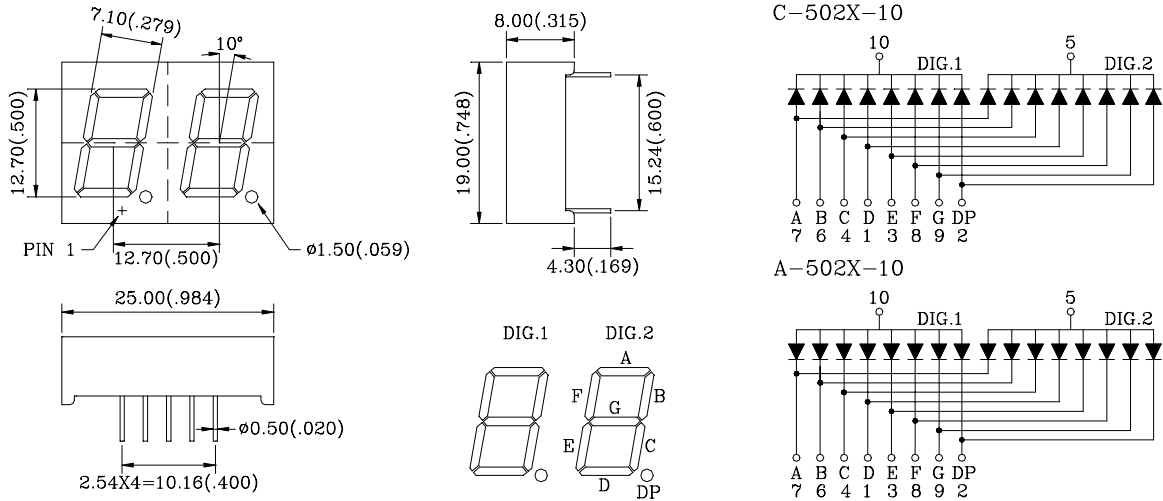
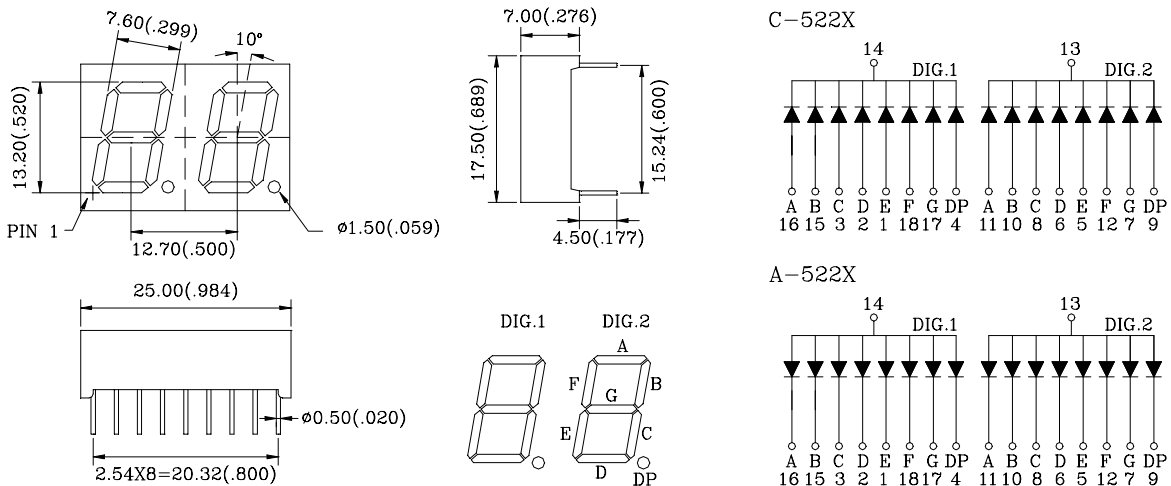


Fig.D32



1.All dimension are in millimeters (inches).
2.Tolerance is ± 0.25 mm (0.01") unless otherwise specified.