


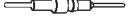


Specially designed for reflow soldering including vapor phase.

Insertion characteristics: receptacle 4-finger standard

New:
Pin connectors with selective plated precision screw machined pin, plating code Z1.
Connecting side 1: gold plated soldering/PCB side 2: tin plated

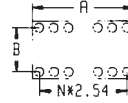


Platings	Sleeve 	Clip 	Pin 
91 90 Z1	5 µm Sn Pb	0.25 µm Au	5 µm Sn Pb 1: 0.25 µm Au 2: 5 µm Sn Pb

Ordering information

Replace **xx** with required plating code. Other platings on request

Other pin counts please consult

No. of poles	Order Codes				Insulator dimensions 					
	Plating: see ordering information				See	A	B	C	E	G
	Fig. 1 / Fig. 4	Fig. 2 / Fig. 5	Fig. 3 / Fig. 4							
8	110-xx-308-41-105161	114-xx-308-41-134161	150-xx-308-00-106161		Fig. 6	10.1	7.62	10.1		10.1
14	110-xx-314-41-105161	114-xx-314-41-134161	150-xx-314-00-106161		Fig. 6	17.8	7.62	10.1		5.3
16	110-xx-316-41-105161	114-xx-316-41-134161	150-xx-316-00-106161		Fig. 6	20.3	7.62	10.1		5.3
18	110-xx-318-41-105161	114-xx-318-41-134161	150-xx-318-00-106161		Fig. 6	22.9	7.62	10.1		5.3
20	110-xx-320-41-105161	114-xx-320-41-134161	150-xx-320-00-106161		Fig. 6	25.4	7.62	10.1		8.3
24	110-xx-324-41-105161	114-xx-324-41-134161	150-xx-324-00-106161		Fig. 6	30.4	7.62	10.1		8.3
28	110-xx-328-41-105161	114-xx-328-41-134161	150-xx-328-00-106161		Fig. 6	35.6	7.62	10.1		8.3
24	110-xx-624-41-105161	114-xx-624-41-117161	150-xx-624-00-106161		Fig. 7	30.4	15.24	17.7	7	
28	110-xx-628-41-105161	114-xx-628-41-134161	150-xx-628-00-106161		Fig. 6	35.5	15.24	17.7		10
32	110-xx-632-41-105161	114-xx-632-41-134161	150-xx-632-00-106161		Fig. 6	40.6	15.24	17.7		10
40	110-xx-640-41-105161	114-xx-640-41-134161	150-xx-640-00-106161		Fig. 6	50.8	15.24	17.7		10

