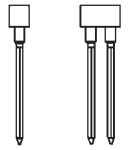


#### PCB receptacles with wire-wrap posts

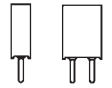
Accept square pins  $\square 0.635$  mm  
and round pins  $\varnothing 0.70-0.80$  mm

For corresponding pin connectors see pages  
30 to 35






#### Receptacles, solder tail

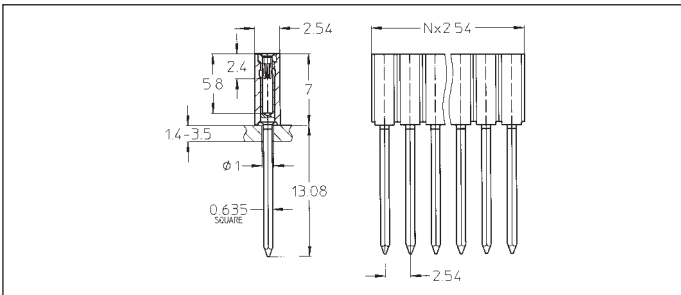
for pins  $\varnothing 0.95-1.05$  mm



#### Ordering information

Replace **xxx** with the number of poles, e.g. 803-91-**xxx**-10-004  
for a double row version with 8 pins per row becomes:  
803-91-**016**-10-004

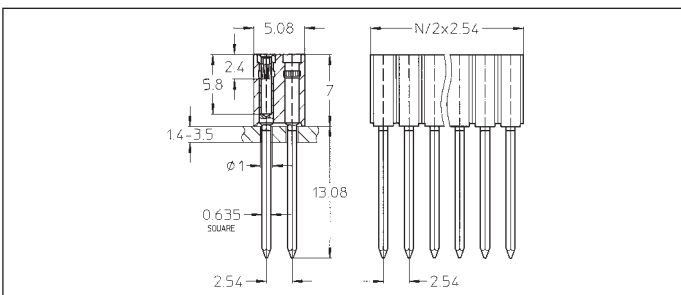
Platings	Sleeve 	Clip 	Pin 
91	5 $\mu$ m Sn Pb	0.25 $\mu$ m Au	
93	5 $\mu$ m Sn Pb	0.75 $\mu$ m Au	
99	5 $\mu$ m Sn Pb	5 $\mu$ m Sn Pb	



801-91-xxx-53-001 **B**  
801-93-xxx-53-001

Wire-wrap receptacle: single row,  
3 levels

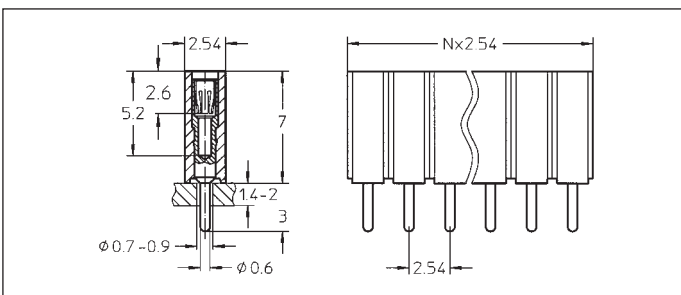
Availability from: 1 to 50 contacts  
Standard number of contacts 24,  
28, 29, 30, 36, 42, 48, 50



803-91-xxx-53-001 **B**  
803-93-xxx-53-001

Wire-wrap receptacle: double  
row, 3 levels

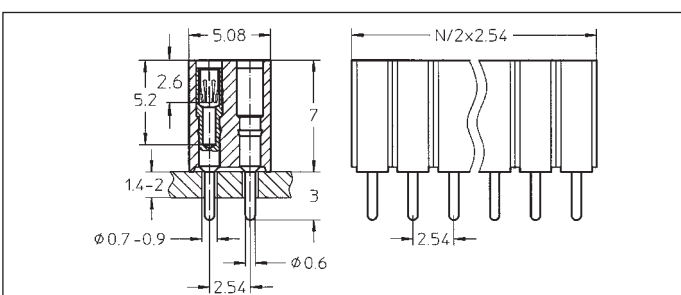
Availability from: 4 to 100  
contacts  
Standard number of contacts 72  
and 100



801-91-xxx-10-004  
801-93-xxx-10-004  
801-99-xxx-10-004

Straight receptacle: single row,  
accepts pin  
 $\varnothing 0.95-1.05$  mm

Availability from: 1 to 50 contacts  
Standard number of contacts 24,  
28, 29, 30, 36, 42, 48, 50



803-91-xxx-10-004  
803-93-xxx-10-004  
803-99-xxx-10-004

Straight receptacle: double row,  
accepts pin  
 $\varnothing 0.95-1.05$  mm

Availability from: 4 to 100  
contacts  
Standard number of contacts 72  
and 100