


Agilent HDSP-H571, HDSP-H573

5 x 7 General Purpose Dot Matrix Displays

53.2 mm (2.09 Inch) Package

Data Sheet



Description

This display comprises 7 rows by 5 columns of 5.0 mm diameter dots on a pitch of 7.62 mm. The device is available in common row cathode

and common row anode configurations. The displays come in black face paint. Each dot has high efficiency red.

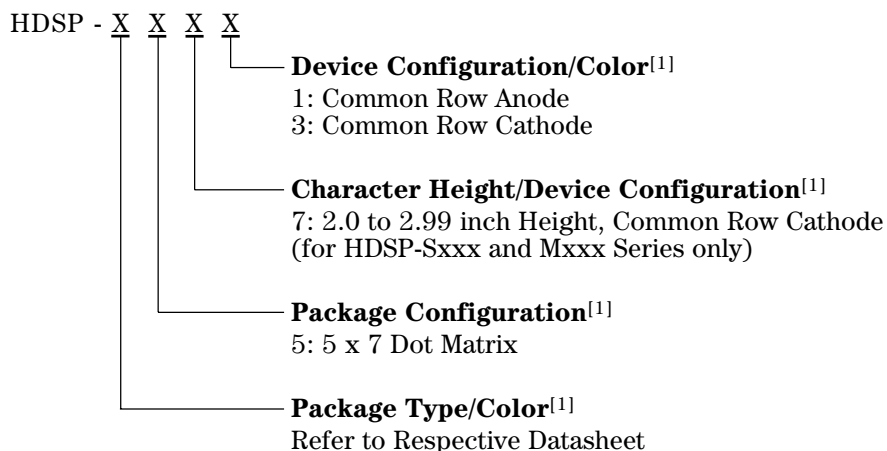
Features

- **5 x 7 Dot matrix**
 - Dot diameter 5.0 mm
 - Dot pitch 7.62 mm
- **High Efficiency Red (HER)**
- **Black face paint**

Device Selection Guide

	Description
HDSP-H571	Common Row Anode
HDSP-H573	Common Row Cathode

Part Numbering System



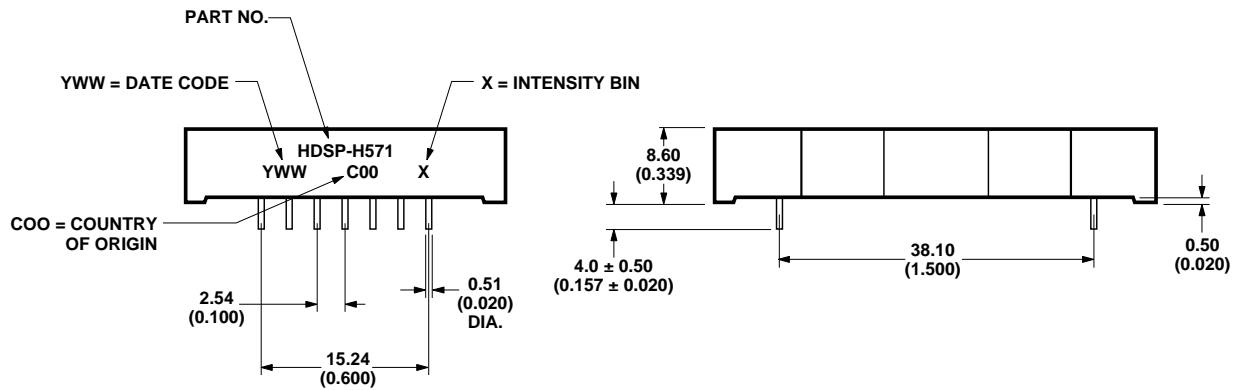
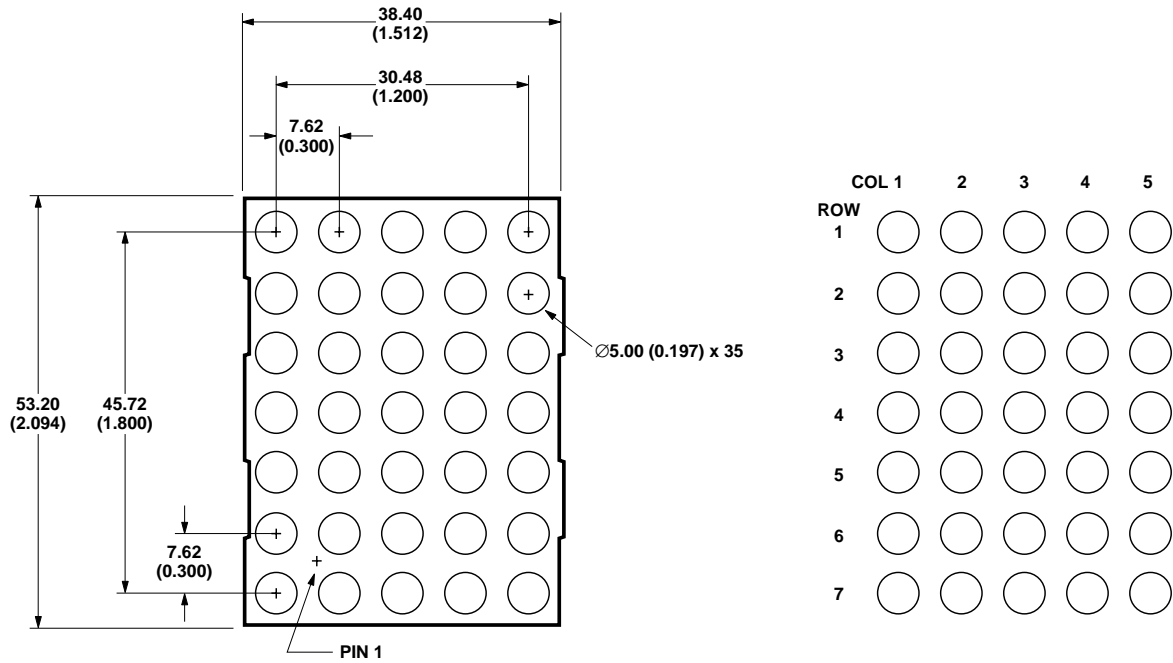
Note:

1. For codes not listed in the figure above, please refer to the respective datasheet or contact your nearest Agilent representative for details.



Agilent Technologies

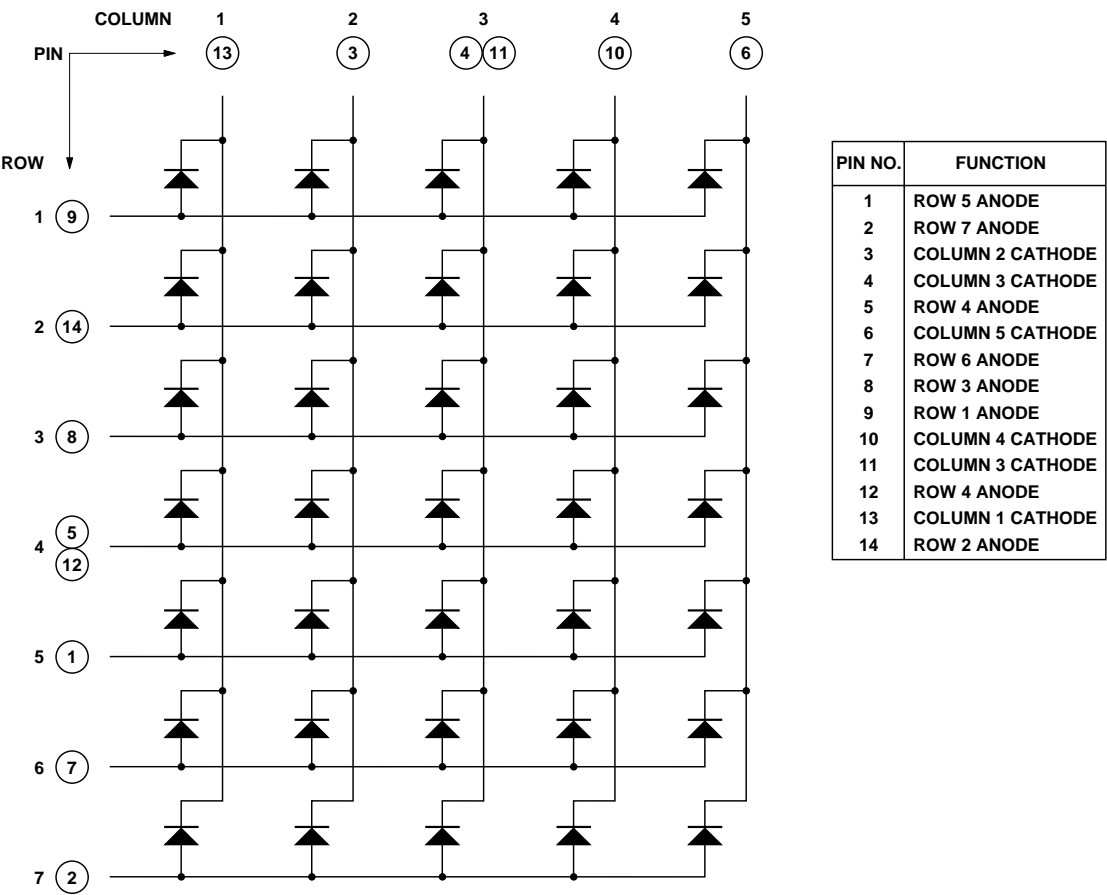
Package Dimensions



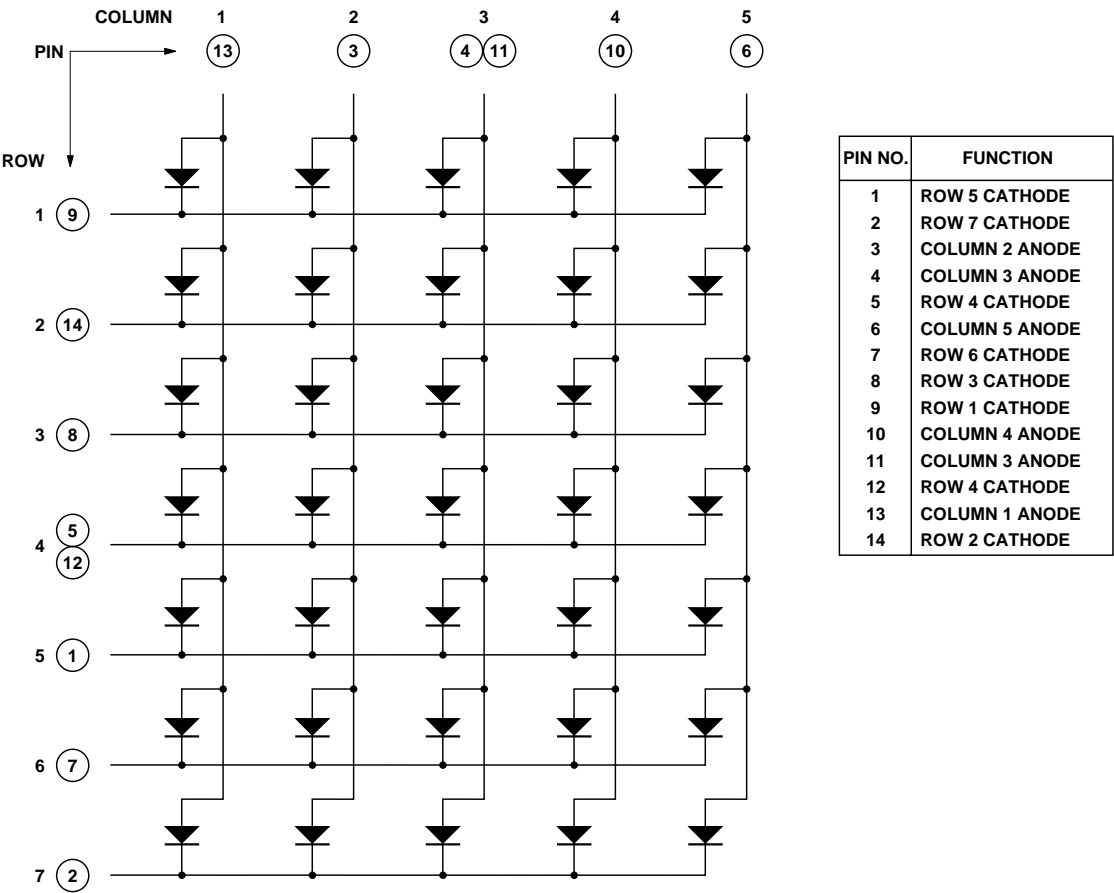
NOTES:

1. DIMENSIONS IN MILLIMETERS (INCHES).
2. UNLESS OTHERWISE STATED, TOLERANCE IS ± 0.25 mm.

Internal Circuit Diagram
Common Row Anode



Internal Circuit Diagram
Common Row Cathode



Absolute Maximum Ratings at $T_A = 25^\circ\text{C}$

Parameter	Symbol	High Efficiency Red (HER)	Units
Power Dissipation per Dot	P_D	60	mW
Peak Forward Current per Dot	I_{PEAK}	80	mA
Average Forward Current per Dot	$I_F \text{ AVG}$	25 ^[1]	mA
Reverse Voltage per Dot	V_R	5	V
Operating Temperature	T_O	-40 to +85	$^\circ\text{C}$
Storage Temperature	T_s	-40 to +85	$^\circ\text{C}$
Wave Soldering Conditions (2 mm [0.079 in.] below Body)	Temperature Time	250 3	$^\circ\text{C}$ s

Note:

1. Derate above 50°C at $0.36 \text{ mA}/^\circ\text{C}$.

Optical/Electrical Characteristics at $T_A = 25^\circ\text{C}$

Parameter	Symbol	Min.	Typ.	Max.	Units	Test Conditions
Forward Voltage	V_F		2.1	2.6	V	$I_F = 20 \text{ mA}$
Reverse Voltage per Dot	V_R	5.0			V	$I_R = 100 \mu\text{A}$
Intensity per Dot	I_V	2.20	3.30		mcd	$I_{FP} = 40 \text{ mA}$, 1/8 Duty
Peak Wavelength	λ_P		632		nm	$I_F = 20 \text{ mA}$
Dominant Wavelength	λ_D		622		nm	$I_F = 20 \text{ mA}$
Spectral Line Half Wavelength	$\Delta\lambda$		40		nm	$I_F = 20 \text{ mA}$
Thermal Resistance LED Junction-to-Pin	$R\theta_{J-PIN}$		320		$^\circ\text{C}/\text{W}/\text{Dot}$	

Notes:

1. The digits are categorized for luminous intensity. The intensity category is designated by a letter on the side of the package.
2. Typical specification for reference only. Do not exceed absolute maximum ratings.

Intensity Bin Limits ($I_{FP} = 40 \text{ mA}$ at 1/8 Duty Factor)

Bin	I_V , Min. (mcd)	I_V , Max. (mcd)
G	2.20	3.30
H	3.31	4.97

Tolerance of each minimum and maximum = $\pm 15\%$.

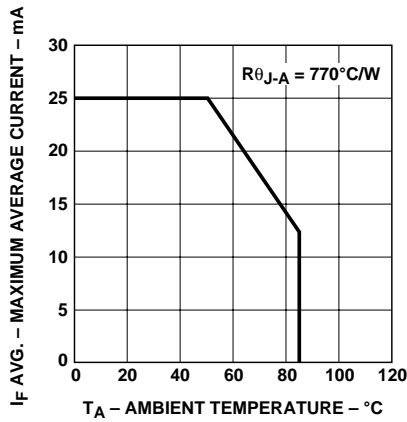


Figure 1. Maximum allowable average current per dot vs. ambient temperature.

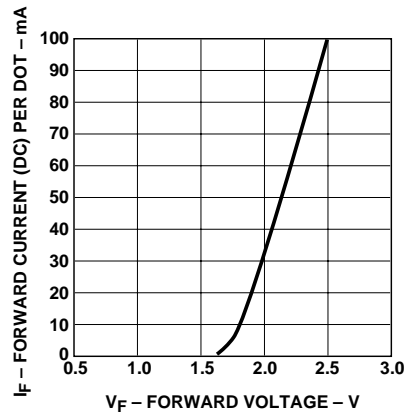


Figure 2. Forward current (DC) vs. forward voltage.

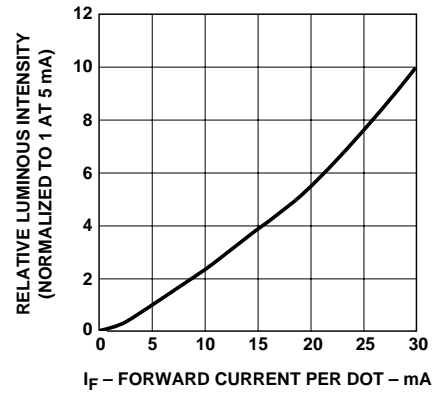


Figure 3. Relative luminous intensity vs. DC forward current.

Contrast Enhancement

For information on contrast enhancement, please see Application Note 1015.

For information on soldering LEDs, please refer to Application Note 1027 and Application Note 1060.

Soldering/Cleaning

Cleaning agents from the ketone family (acetone, methyl ethyl ketone, etc.) and from the chlorinated hydrocarbon family (methylene chloride, trichloroethylene, carbon tetrachloride, etc.) are not recommended for cleaning LED parts. All of these various solvents attack or dissolve the encapsulating epoxies used to form the package of plastic LED parts.

Device Reliability

For reliability information, please see the reliability data sheet *5 x 7 Bi-Color General Purpose Dot Matrix Displays*.

www.agilent.com/semiconductors

For product information and a complete list of distributors, please go to our web site.

For technical assistance call:

Americas/Canada: +1 (800) 235-0312 or
(916) 788-6763

Europe: +49 (0) 6441 92460

China: 10800 650 0017

Hong Kong: (+65) 6756 2394

India, Australia, New Zealand: (+65) 6755 1939

Japan: (+81 3) 3335-8152 (Domestic/International), or 0120-61-1280 (Domestic Only)

Korea: (+65) 6755 1989

Singapore, Malaysia, Vietnam, Thailand,
Philippines, Indonesia: (+65) 6755 2044

Taiwan: (+65) 6755 1843

Data subject to change.

Copyright © 2004 Agilent Technologies, Inc.

July 9, 2004

5988-1980EN



Agilent Technologies