

## Features

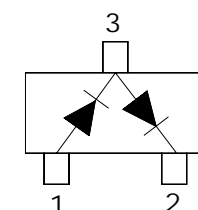
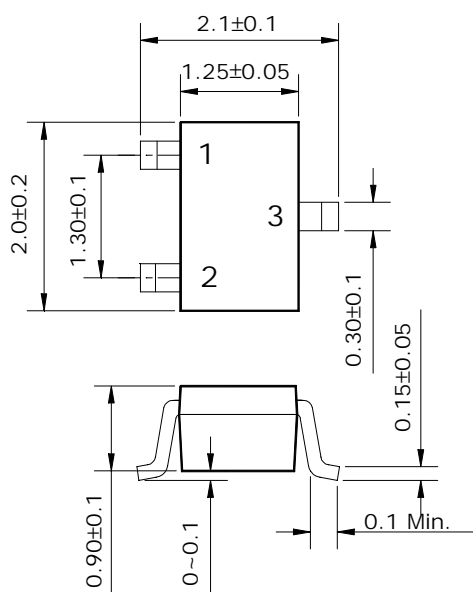
- SMD package : SOT-323
- Low capacitance :  $C_T=0.25\text{pF}$  (Typ.)
- Low series resistance :  $r_s=1.5\Omega$  (Typ.)
- VHF tuner band RF attenuator application
- AGC for FM tuner

## Ordering Information

| Type No.  | Marking | Package Code |
|-----------|---------|--------------|
| SDP510WMU | 5M      | SOT-323      |

## Outline Dimensions

unit : mm



### PIN Connections

1. Anode
2. Cathode
3. Cathode, Anode

**Absolute maximum ratings****Ta=25°C**

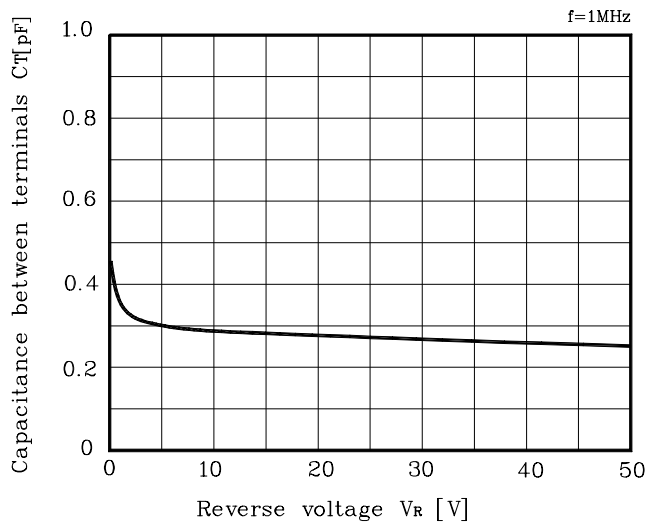
| Characteristic             | Symbol    | Ratings   | Unit |
|----------------------------|-----------|-----------|------|
| Continuous reverse voltage | $V_R$     | 50        | V    |
| Forward current            | $I_F^*$   | 50        | mA   |
| Junction temperature       | $T_j$     | 150       | °C   |
| Storage temperature        | $T_{stg}$ | -55 ~ 150 | °C   |

\* : Unit ratings. Total rating = Unit rating × 1.5

**Electrical Characteristics****Ta=25°C**

| Characteristic    | Symbol | Test Condition       | Min. | Typ. | Max. | Unit     |
|-------------------|--------|----------------------|------|------|------|----------|
| Reverse voltage   | $V_R$  | $I_F=10\mu A$        | 50   | -    | -    | V        |
| Reverse current   | $I_R$  | $V_R=50V$            | -    | -    | 0.1  | $\mu A$  |
| Forward voltage   | $V_F$  | $I_F=50mA$           | -    | 0.95 | -    | V        |
| Total capacitance | $C_T$  | $V_R=50V, f=1MHz$    | -    | 0.25 | -    | pF       |
| Series resistance | $r_S$  | $I_F=10mA, f=100MHz$ | -    | 1.5  | -    | $\Omega$ |

## Electrical Characteristic Curves

**Fig. 1  $C_T$ - $V_R$** **Fig. 2  $r_s$ - $I_F$** 