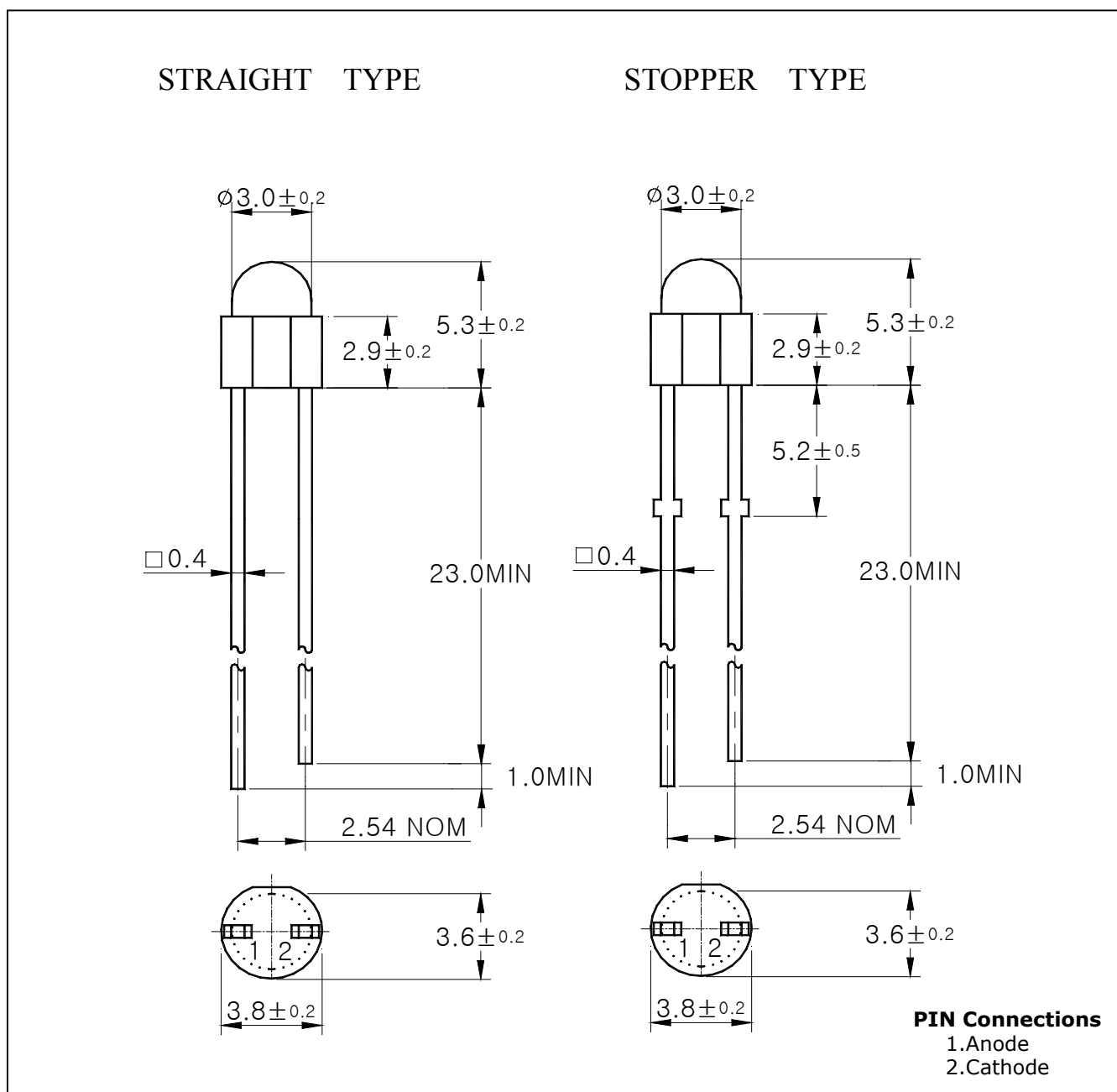


## Features

- Red colored transparency lens type
- $\phi 3\text{mm}$ (T-1) all plastic mold type
- Low power consumption

## Outline Dimensions

unit : mm



## Absolute maximum ratings

Characteristic	Symbol	Ratings	Unit
Power Dissipation	$P_D$	23	mW
Forward Current	$I_F$	10	mA
*1Peak Forward Current	$I_{FP}$	50	mA
Reverse Voltage	$V_R$	4	V
Operating Temperature	$T_{opr}$	-25 ~ 85	°C
Storage Temperature	$T_{stg}$	-30 ~ 100	°C
*2Soldering Temperature	$T_{sol}$	260°C for 5 seconds	°C

\*1.Duty ratio = 1/16, Pulse width = 0.1ms

\*2. Keep the distance 2.0mm from PCB to the bottom of LED

## Electrical Characteristics

Characteristic	Symbol	Test Condition	Min.	Typ.	Max.	Unit
Forward Voltage	$V_F$	$I_F = 5mA$	-	1.9	2.3	V
Luminous Intensity	$I_V$	$I_F = 5mA$	3	9	-	mcd
Peak Wavelength	$\lambda_P$	$I_F = 5mA$	-	700	-	nm
Spectrum Bandwidth	$\Delta \lambda$	$I_F = 5mA$	-	100	-	nm
Reverse Current	$I_R$	$V_R = 4V$	-	-	10	uA
*3Half angle	$\theta_{1/2}$	$I_F = 5mA$	-	±22	-	deg

\*3.  $\theta_{1/2}$  is the off-axis angle where the luminous intensity is 1/2 the peak intensity

## Characteristic Diagrams

Fig. 1  $I_F - V_F$

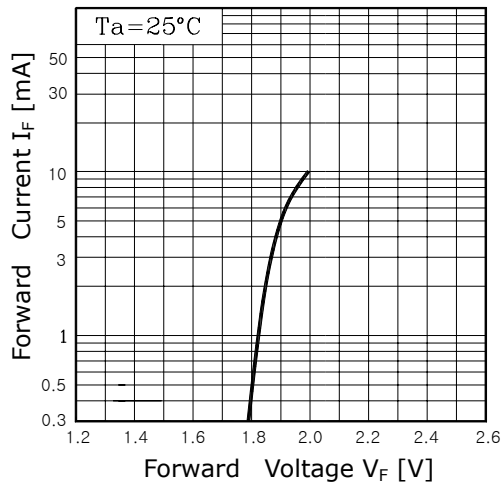


Fig. 2  $I_V - I_F$

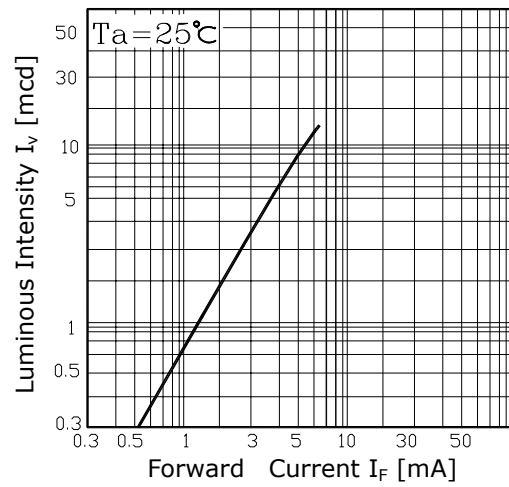


Fig. 3  $I_F - T_a$

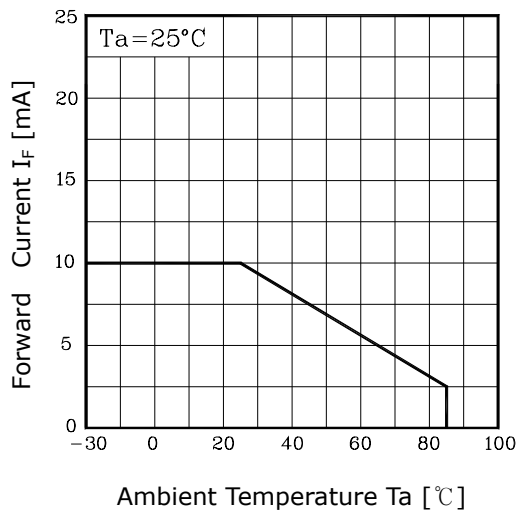


Fig. 4 Spectrum Distribution

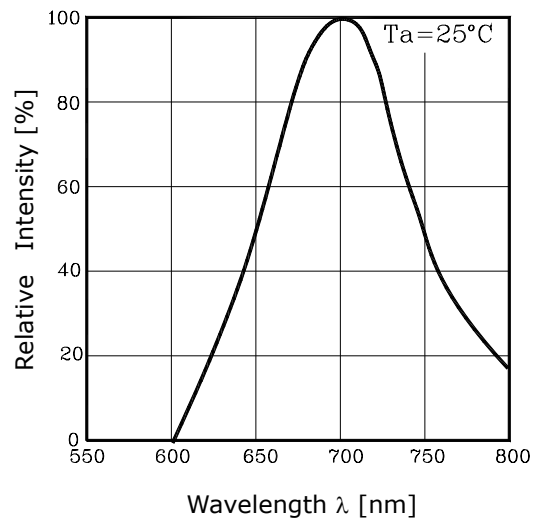


Fig. 5 Radiation Diagram

