

Features

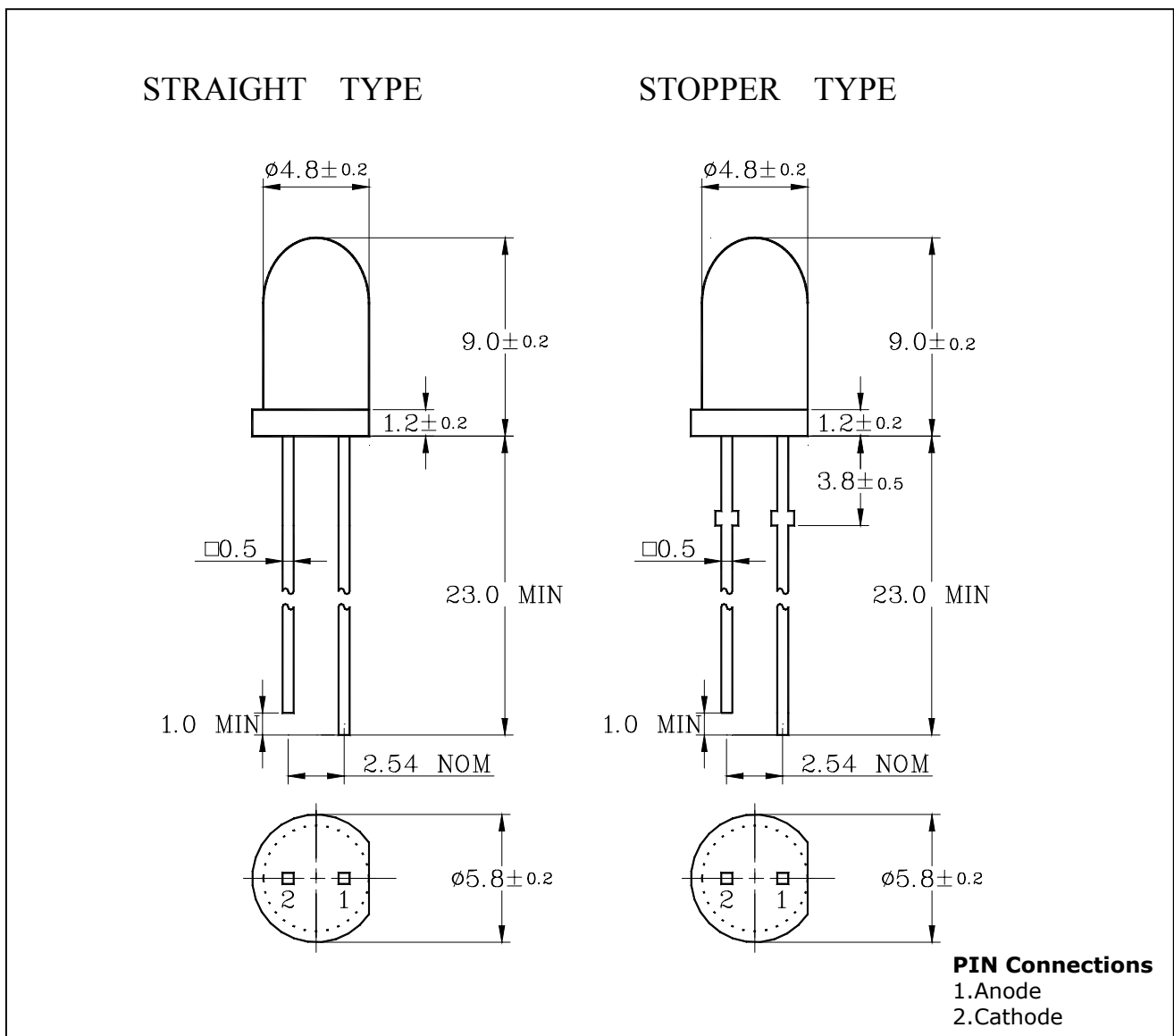
- Colorless transparency lens type
- $\phi 5\text{mm}$ (T-13/4) all plastic mold type
- Super luminosity

Application

- Message panels
- Backlighting
- Indicator lamp

Outline Dimensions

unit : mm



Absolute maximum ratings

Characteristic	Symbol	Ratings	Unit
Power Dissipation	P_D	75	mW
Forward Current	I_F	30	mA
* ¹ Peak Forward Current	I_{FP}	50	mA
Reverse Voltage	V_R	4	V
Operating Temperature	T_{opr}	-20 ~ 85	°C
Storage Temperature	T_{stg}	-30 ~ 100	°C
* ² Soldering Temperature	T_{sol}	260°C for 5 seconds	

*1.Duty ratio = 1/16, Pulse width = 0.1ms

*2.Keep the distance more than 2.0mm from PCB to the bottom of LED package

Electrical Characteristics

Characteristic	Symbol	Test Condition	Min.	Typ.	Max.	Unit
Forward Voltage	V_F	$I_F = 20\text{mA}$	-	1.8	2.5	V
Luminous Intensity	I_V	$I_F = 20\text{mA}$	-	1200	-	mcd
Peak Wavelength	λ_P	$I_F = 20\text{mA}$	-	660	-	nm
Spectrum Bandwidth	$\Delta \lambda$	$I_F = 20\text{mA}$	-	20	-	nm
Reverse Current	I_R	$V_R = 4\text{V}$	-	-	10	uA
* ³ Half Angle	$\theta_{1/2}$	$I_F = 20\text{mA}$	-	±8	-	deg

*3. $\theta_{1/2}$ is the off-axis angle where the luminous intensity is 1/2 the peak intensity

Characteristic Diagrams

Fig. 1 $I_F - V_F$

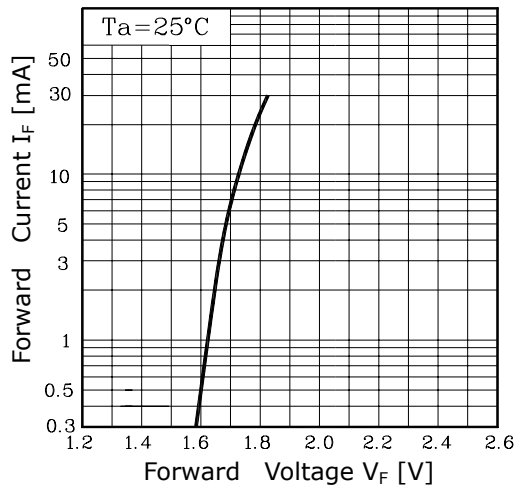


Fig. 2 $I_V - I_F$

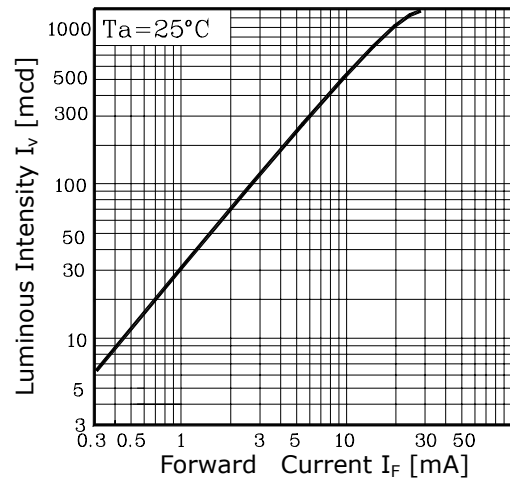


Fig. 3 $I_F - T_a$

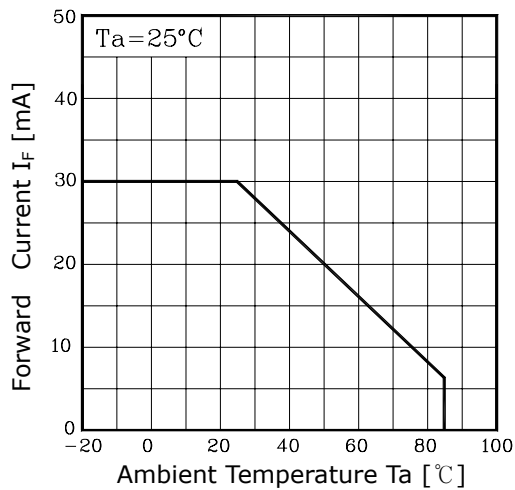


Fig. 4 Spectrum Distribution

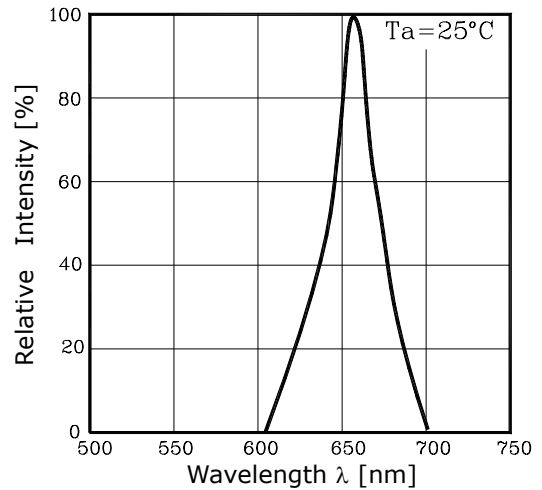


Fig. 5 Radiation Diagram

