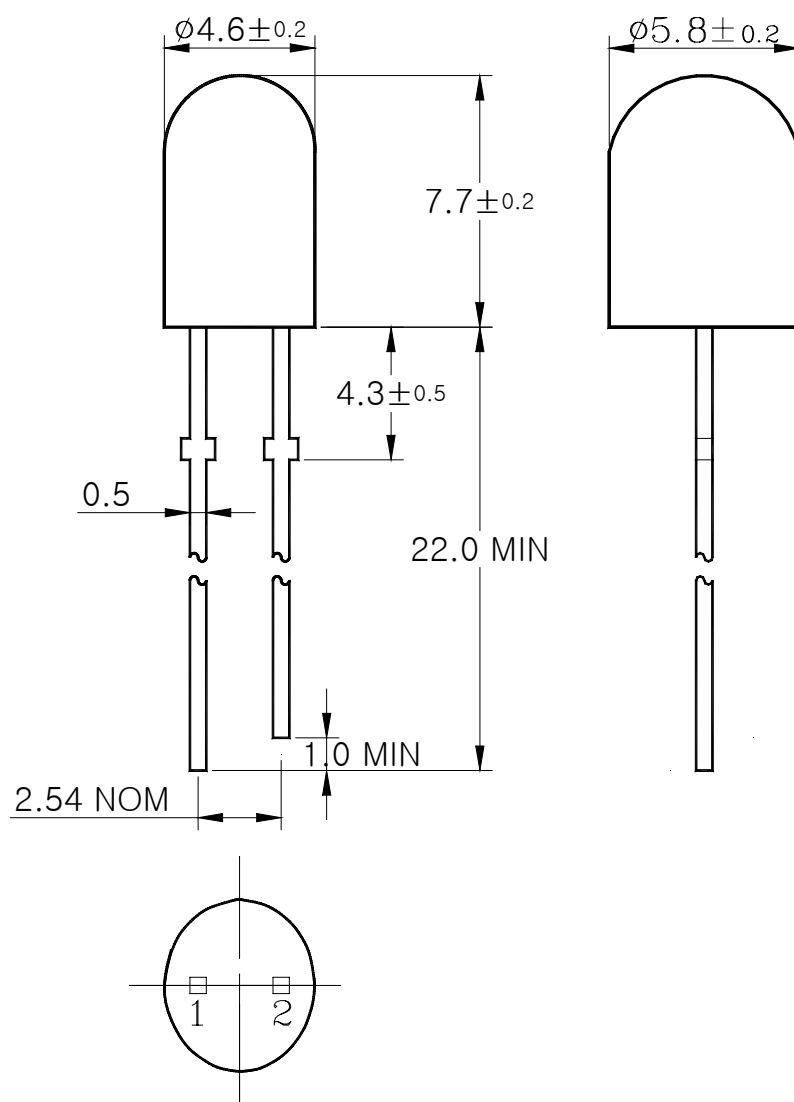


## Features

- Colored transparency lens type
- Ellipse type(X=4.6mm, Y=5.8mm)
- Ultra luminosity
- Flangeless package

## Outline Dimensions

unit : mm



**PIN Connections**  
1. Anode  
2. Cathode

### Absolute maximum ratings

Characteristic	Symbol	Ratings	Unit
Power Dissipation	$P_D$	75	mW
Forward Current	$I_F$	30	mA
*1Peak Forward Current	$I_{FP}$	50	mA
Reverse Voltage	$V_R$	3	V
Operating Temperature	$T_{opr}$	-20 ~ 85	°C
Storage Temperature	$T_{stg}$	-25 ~ 100	°C
*2Soldering Temperature	$T_{sol}$	260°C for 3 seconds	

\*1.Duty ratio = 1/16, Pulse width = 0.1ms

### Electrical Characteristics

Characteristic	Symbol	Test Condition	Min.	Typ.	Max.	Unit
Forward Voltage	$V_F$	$I_F = 20\text{mA}$	-	1.85	2.5	V
Luminous Intensity	$I_V$	$I_F = 20\text{mA}$	-	450	-	mcd
Peak Wavelength	$\lambda_P$	$I_F = 20\text{mA}$	-	660	-	nm
Spectrum Bandwidth	$\Delta \lambda$	$I_F = 20\text{mA}$	-	20	-	nm
Reverse Current	$I_R$	$V_R = 4\text{V}$	-	-	10	uA
Half Angle	$\theta_{1/2}$	$I_F = 20\text{mA}$	-	$\pm 17$	-	deg
			-	$\pm 35$	-	

## Characteristic Diagrams

Fig. 1  $I_F - V_F$

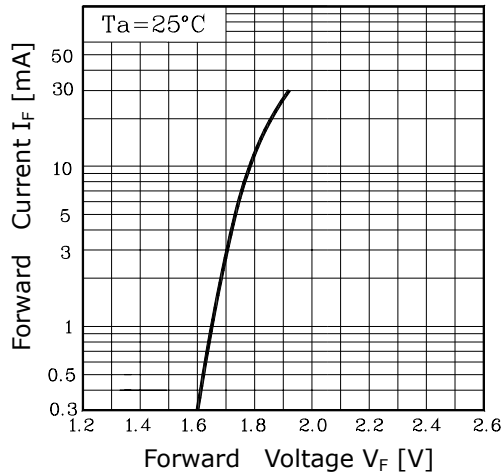


Fig. 2  $I_V - I_F$

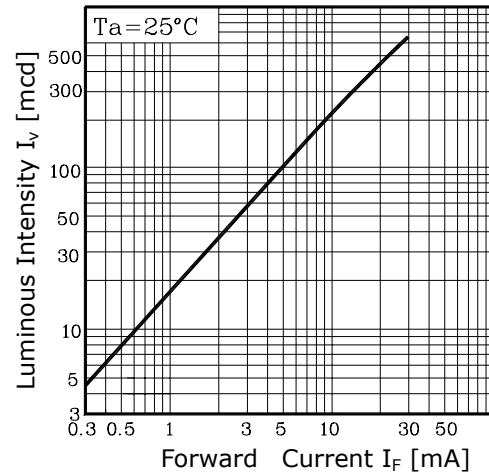


Fig. 3  $I_F - T_a$

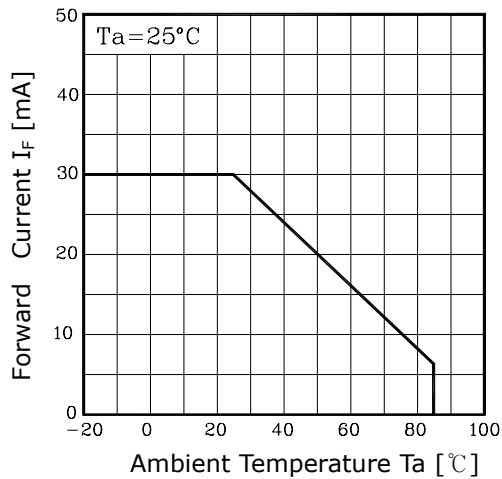


Fig.4 Spectrum Distribution

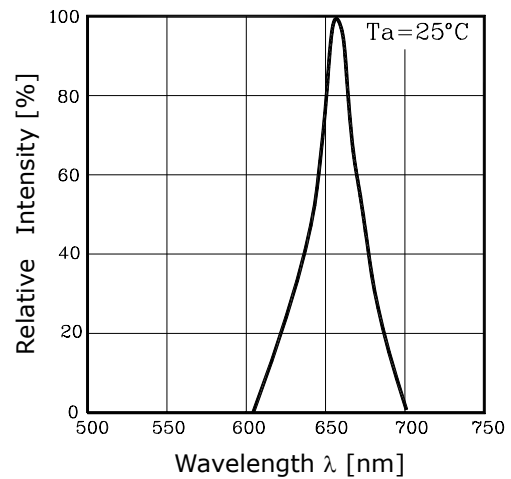


Fig. 5-1 Radiation Diagram(X)

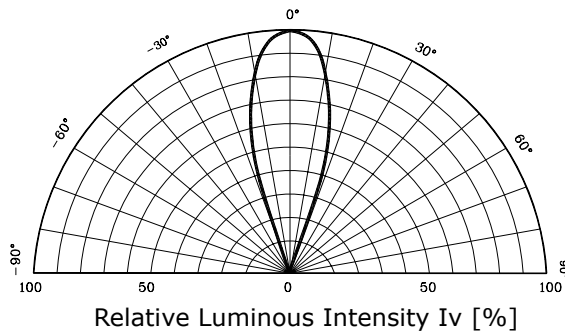


Fig. 5-2 Radiation Diagram(Y)

