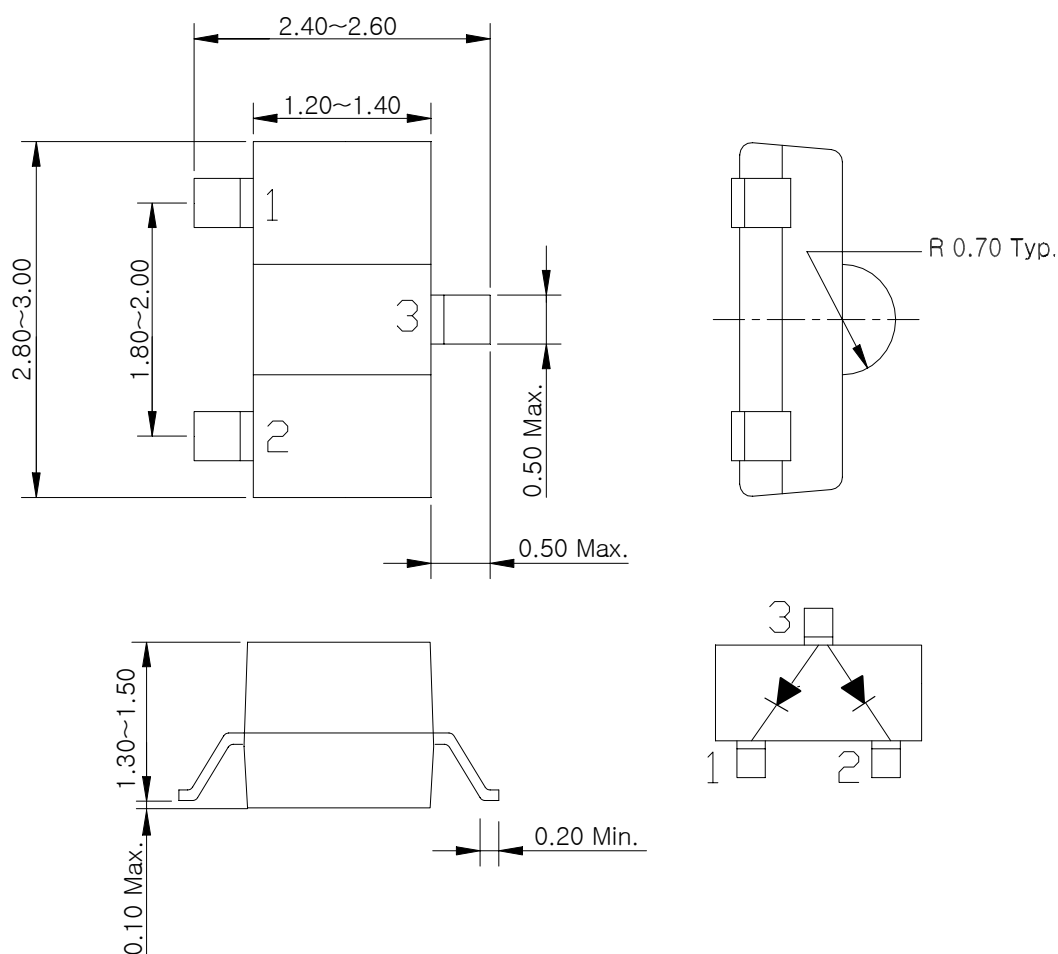


Features

- Compact type
- Radiation size 1.3mm × 2.9mm
- Radiation color (Y-Green, Red)
- Surface mount lead configuration

Outline Dimensions

unit : mm



PIN Connections

1. Cathode (Y-Green)
2. Cathode (Red)
3. Common Anode

Absolute Maximum Ratings

(Ta=25°C)

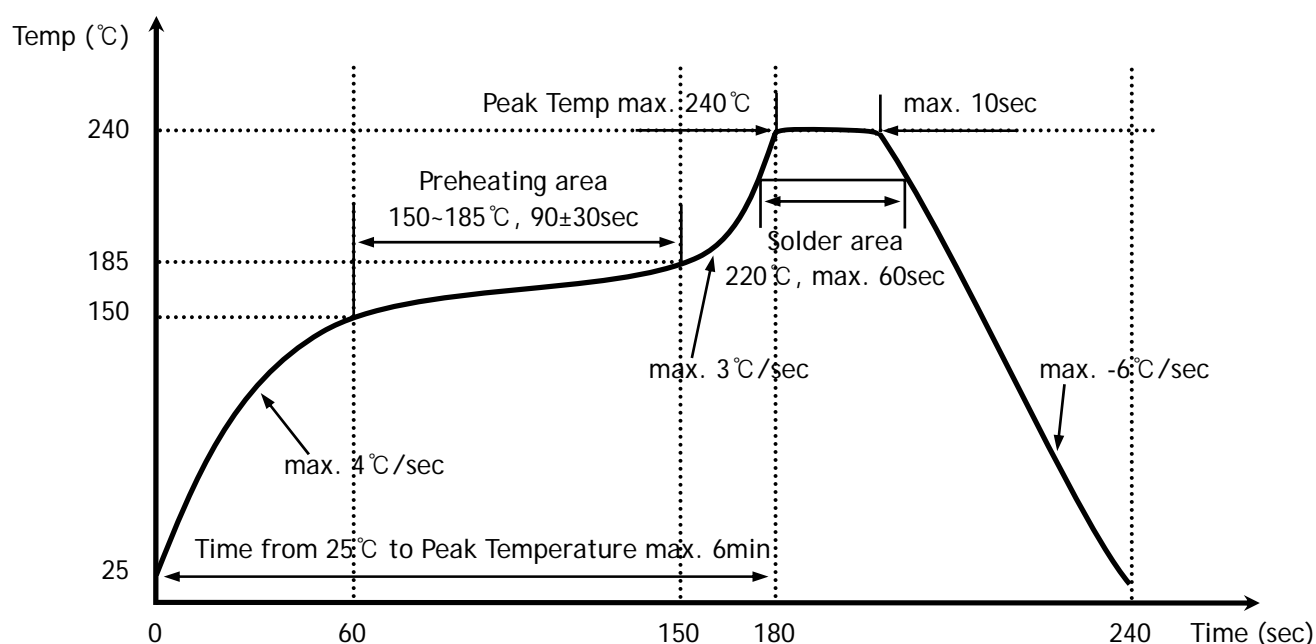
Characteristic	Symbol	Rating		Unit
		Red	Y-Green	
Power dissipation	P_D	75	75	mW
Forward current	I_F	30	30	mA
*1Peak forward current	I_{FP}	50	50	mA
Reverse voltage	V_R	4	4	V
Operating temperature range	T_{opr}	-25 ~ 85		°C
Storage temperature range	T_{stg}	-30 ~ 100		°C
*2Soldering temperature	T_{sol}	240°C for 5 seconds		

*1. Duty ratio = 1/16, Pulse width = 0.1ms

*2. Recommended reflow soldering temperature profile

- Preheating 150°C to 185°C within 120 seconds soldering 240°C within 10 seconds

Gradual cooling (Avoid quenching)



Electrical / Optical Characteristics

(Ta=25°C)

Characteristic	Symbol	Test Condition	Min.	Typ.	Max.	Unit
Forward voltage	V_F	$I_F = 20\text{mA}$	-	2.0	2.5	V
			-	2.1	2.5	
Luminous intensity	I_V	$I_F = 20\text{mA}$	-	20	-	mcd
			-	15	-	
Peak wavelength	λ_P	$I_F = 20\text{mA}$	-	660	-	nm
			-	570	-	
Spectrum bandwidth	$\Delta\lambda$	$I_F = 20\text{mA}$	-	20	-	nm
			-	30	-	
Reverse current	I_R	$V_R = 4\text{V}$	-	-	10	uA
*3Half angle	$\theta_{1/2}$	$I_F = 20\text{mA}$	-	±55	-	deg

*3. $\theta_{1/2}$ is the off-axis angle where the luminous intensity is 1/2 the peak intensity

Characteristic Diagrams

Fig. 1 $I_F - V_F$

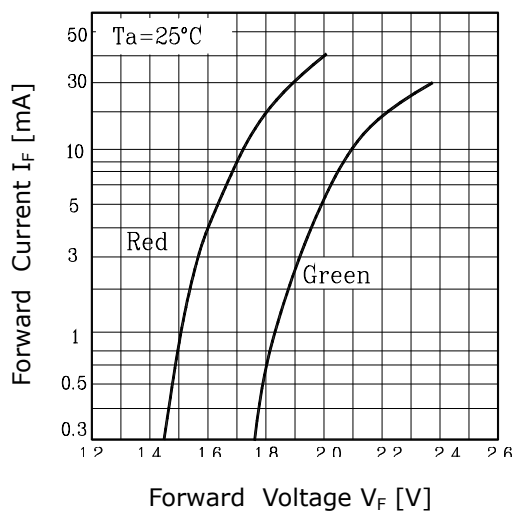


Fig. 2 $I_V - I_F$

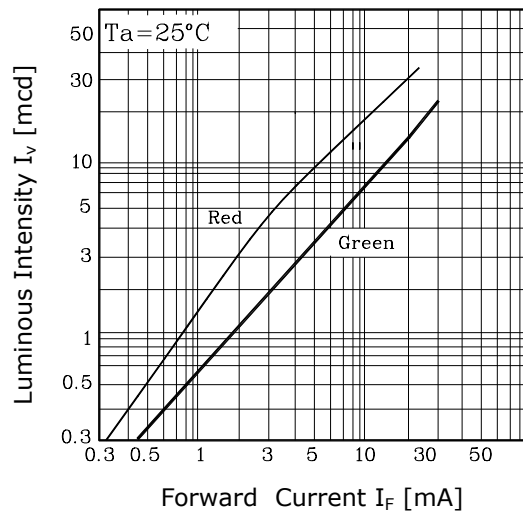


Fig. 3 $I_F - T_a$

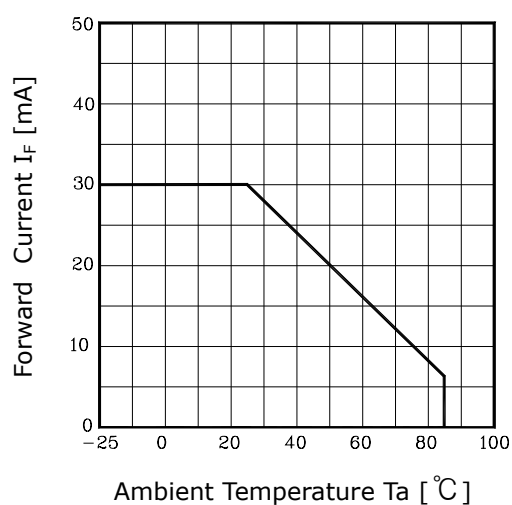


Fig. 4 Spectrum Distribution

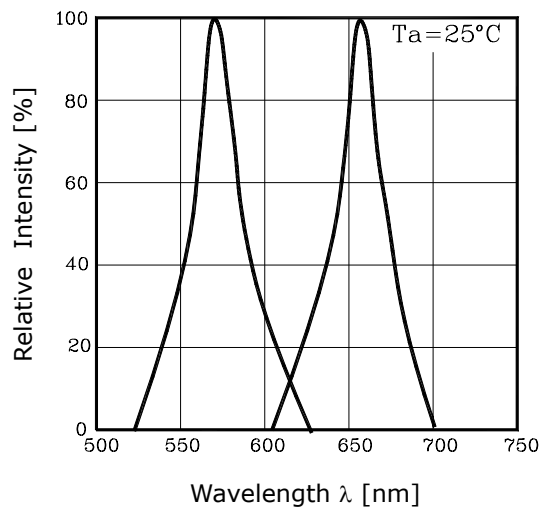
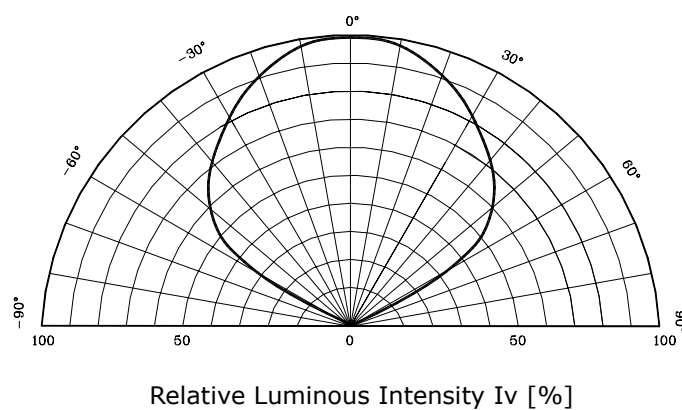


Fig. 5 Radiation Diagram



The AUK Corp. products are intended for the use as components in general electronic equipment (Office and communication equipment, measuring equipment, home appliance, etc.).

Please make sure that you consult with us before you use these AUK Corp. products in equipments which require high quality and / or reliability, and in equipments which could have major impact to the welfare of human life(atomic energy control, airplane, spaceship, transportation, combustion control, all types of safety device, etc.). AUK Corp. cannot accept liability to any damage which may occur in case these AUK Corp. products were used in the mentioned equipments without prior consultation with AUK Corp..

Specifications mentioned in this publication are subject to change without notice.