

Features

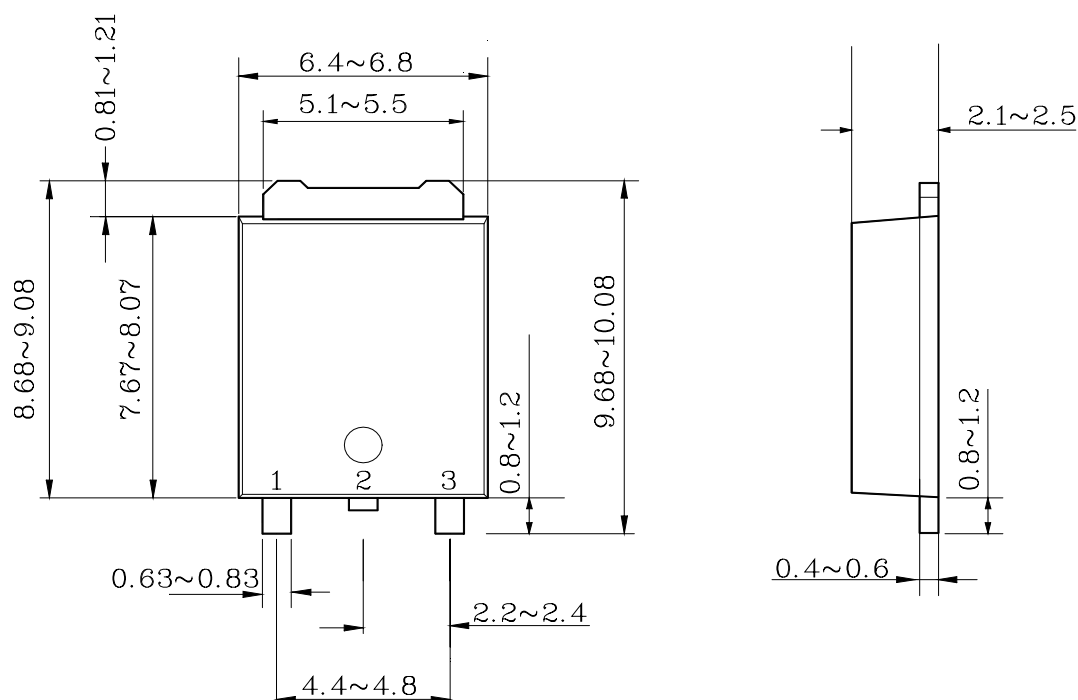
- Low saturation switching application
- Voltage regulator application
- High Voltage : $V_{CE0}=60V$ Min.

Ordering Information

Type NO.	Marking	Package Code
STC405D	STC405	D-PAK

Outline Dimensions

unit : mm



PIN Connections

1. Base
2. Collector
3. Emitter

Absolute maximum ratings

Characteristic	Symbol	Rating	Unit
Collector-Base voltage	V_{CBO}	80	V
Collector-Emitter voltage	V_{CEO}	60	V
Emitter-base voltage	V_{EBO}	5	V
Collector current	I_C	5	A
Collector Power dissipation ($T_c=25^\circ\text{C}$)	P_C	15	W
Junction temperature	T_j	150	$^\circ\text{C}$
Storage temperature	T_{stg}	-55~150	$^\circ\text{C}$

Electrical Characteristics

Characteristic	Symbol	Test Condition	Min.	Typ.	Max.	Unit
Collector cut-off current	I_{CBO}	$V_{CB}=80\text{V}, I_E=0$	-	-	10	μA
Emitter cut-off current	I_{EBO}	$V_{EB}=5\text{V}, I_C=0$	-	-	10	μA
Collector-Emitter breakdown voltage	BV_{CEO}	$I_C=1\text{mA}, I_B=0$	60	-	-	V
DC current gain	h_{FE}	$V_{CE}=5\text{V}, I_C=1\text{A}$	200	-	400	-
		$V_{CE}=5\text{V}, I_C=3\text{A}$	80	-	-	-
Collector-Emitter saturation voltage	$V_{CE(sat)}$	$I_C=3\text{A}, I_B=300\text{mA}$	-	-	1	V
Base-Emitter saturation voltage	$V_{BE(sat)}$	$I_C=3\text{A}, I_B=300\text{mA}$	-	-	1.5	V
Transition frequency	f_T	$V_{CB}=5\text{V}, I_C=50\text{mA}$	-	8	-	MHz
Collector output capacitance	C_{ob}	$V_{CB}=10\text{V}, I_E=0, f=1\text{MHz}$	-	25	-	pF

* HFE rank : 200~400 Only

Electrical Characteristic Curves

Fig. 1 $P_C - T_a$

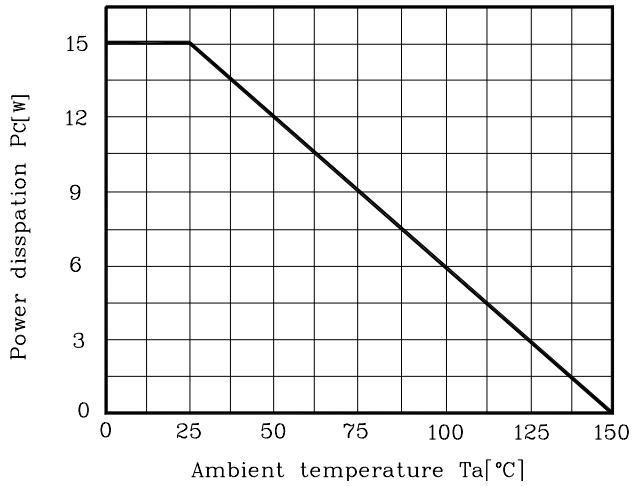


Fig. 2 $V_{CE(sat)} - I_C$

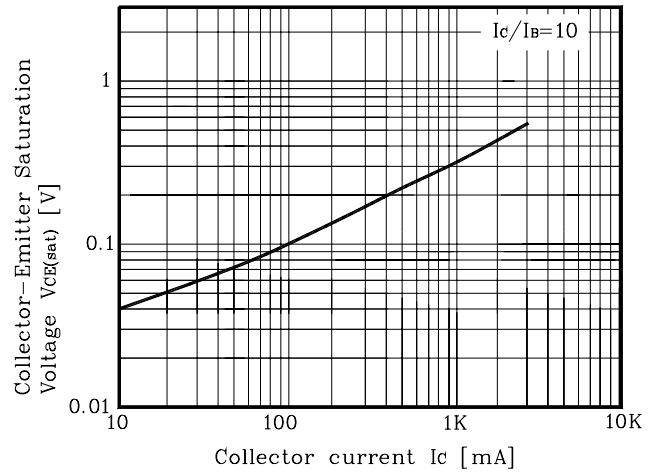


Fig. 3 $h_{FE} - I_C$

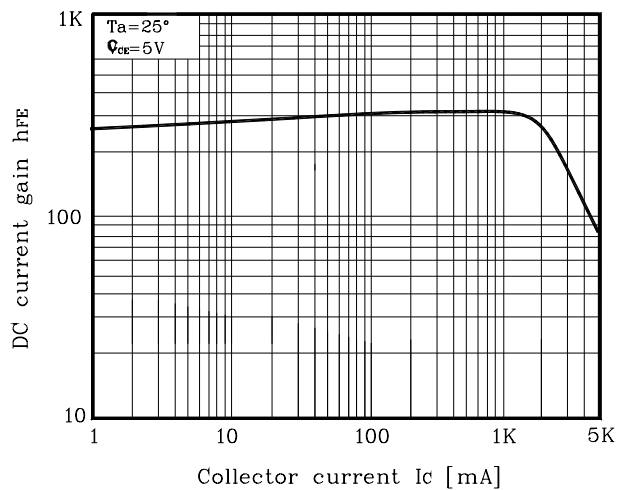


Fig. 4 $I_C - V_{CE}$

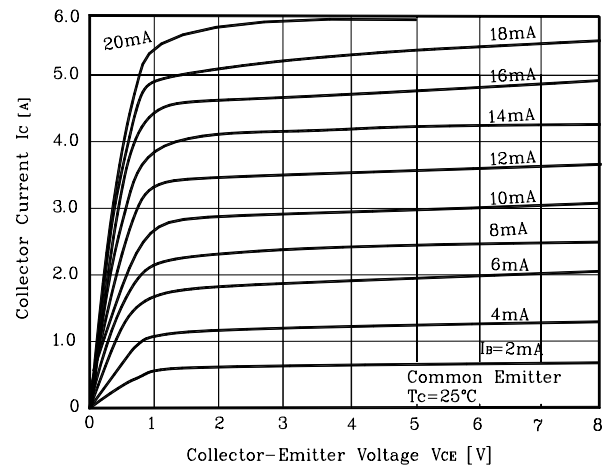
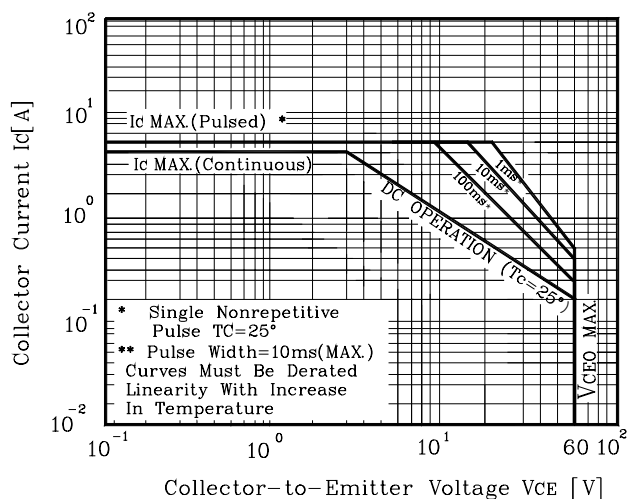


Fig. 5 Safe operating Area



These AUK products are intended for usage in general electronic equipments(Office and communication equipment, measuring equipment, domestic electrification, etc.).

Please make sure that you consult with us before you use these AUK products in equipments which require high quality and/or reliability, and in equipments which could have major impact to the welfare of human life(atomic energy control, airplane, spaceship, traffic signal, combustion central, all types of safety device, etc.).

AUK cannot accept liability to any damage which may occur in case these AUK products were used in the mentioned equipments without prior consultation with AUK.