

## NON-ISOLATED DC/DC CONVERTERS

10 V-14 V Input

1.2 V-5.0 V/10 A Output

**bel**  
POWER PRODUCTS

**SRBC-10Axx0 Series**

**RoHS Compliant**

- Non-Isolated
- High Efficiency
- High Power Density
- Excellent Thermal Performance
- Low Cost
- Remote Sense
- Under-voltage Lockout (UVLO)
- Over Temperature Protection
- OCP/SCP
- Remote On/Off
- Industrial Temperature Range



### Description

The Bel SRBC-10Axx0 modules are a series of non-isolated dc/dc converters that deliver up to 10 A of output current with full load efficiency of 93% at 3.3 V output. The open-frame construction and small footprint enable designers to develop cost and space-efficient solutions. Standard features include remote On/Off, over current protection, short current protection, and wide input.

### Part Selection

Output Voltage	Input Voltage	Max. Output Current	Max. Output Power	Typical Efficiency	Model Number Active High
5.0 V	10 V – 14 V	10 A	50.0 W	95%	SRBC-10A500
3.3 V	10 V – 14 V	10 A	33.0 W	93%	SRBC-10A330
2.5 V	10 V – 14 V	10 A	25.0 W	92%	SRBC-10A250
1.8 V	10 V – 14 V	10 A	18.0 W	90%	SRBC-10A180
1.5 V	10 V – 14 V	10 A	15.0 W	89%	SRBC-10A150
1.2 V	10 V – 14 V	10 A	12.0 W	87.5%	SRBC-10A120

**Note:** Add “G” suffix at the end of the model number to indicate “Tray Packaging”.

### Absolute Maximum Ratings

Parameter	Min	Typ	Max	Notes
Input Voltage (continuous)	-0.3 V	-	15 V	
Output Enable Terminal Voltage	-0.3 V	-	15 V	
Ambient Temperature	-40 °C	-	85 °C	
Storage Temperature	-55 °C	-	125 °C	

**Note:** All specifications are typical at 25 °C unless otherwise stated.

## NON-ISOLATED DC/DC CONVERTERS

10 V-14 V Input

1.2 V-5.0 V/10 A Output



### Input Specifications

Parameter	Min	Typ	Max	Notes
Input Voltage	10 V	-	14 V	
Input Current (full load)	-	-	5.7 A	An input line fuse must always be used.
Input Current (no load)	-	-	60 mA	
Remote Off Input Current	-	3 mA	10 mA	
Input Reflected Ripple Current (pk-pk)	-	100 mA	-	Tested with one 1000 uF/25 V Electrolytic capacitor and four 47 uF tan capacitors and one 1 uH inductor at the input.
Input Reflected Ripple Current (rms)	-	50 mA	-	
I <sup>2</sup> t Inrush Current Transient	-	0.05 A <sup>2</sup> s	0.1 A <sup>2</sup> s	
Turn-on Voltage Threshold				
1.2 V - 3.3 V	-	7.8 V	-	
5.0 V	-	9.4 V	-	
Turn-off Voltage Threshold				
1.2 V - 3.3 V	6.7 V	-	7.9 V	
5.0 V	8.0 V	-	9.0 V	

**Note:** All specifications are typical at 25 °C unless otherwise stated.

### Output Specifications

Parameter	Min	Typ	Max	Notes
Output Voltage Set Point	-2% Vo,set	-	2% Vo,set	Vin=12 V, full load
Load Regulation	-	10 mV	-	
Line Regulation	-	10 mV	-	
Regulation Over Temperature (-40 °C to +85 °C)	-	15 mV	-	Tref=Ta, min to Ta, max
Output Current	0 A	-	10 A	
Current Limit Threshold	-	200% Io	-	
Short Circuit Surge Transient	-	0.5 A <sup>2</sup> s	1 A <sup>2</sup> s	
Ripple and Noise (pk-pk)	-	50 mV	100 mV	Tested with 0-20 MHz
Ripple and Noise (rms)	-	20 mV	40 mV	
Turn on Time	-	7 mS	10 mS	
Overshoot at Turn on	-	-	1% Vo,set	
Output Capacitance	-	-	5000 uF	
<b>Transient Response</b>				
50% ~ 100% Max Load	Vo = 1.2 V -5.0 V	-	200 mV	di/dt=2.5 A/uS, Vin=12 V
Settling Time		-	25 uS	
100% ~ 50% Max Load		-	200 mV	
Settling Time		-	25 uS	

**Note:** All specifications are typical at nominal input, full load at 25 °C unless otherwise stated.

## NON-ISOLATED DC/DC CONVERTERS

10 V-14 V Input

1.2 V-5.0 V/10 A Output

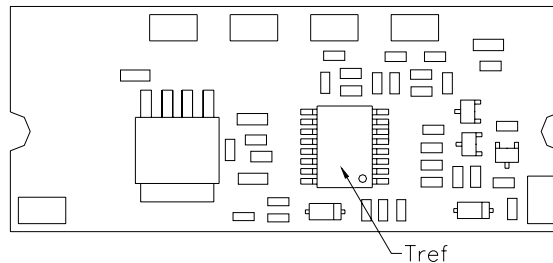


### General Specifications

Parameter	Min	Typ	Max	Notes
Efficiency				
Vo=5.0 V	-	95%	-	Measured at Vin=12 V, full load
Vo=3.3 V	-	93%	-	
Vo=2.5 V	-	92%	-	
Vo=1.8 V	-	90%	-	
Vo=1.5 V	-	89%	-	
Vo=1.2 V	-	87.5%	-	
Switching Frequency	265 kHz	300 kHz	335 kHz	
Over Temperature Shutdown <sup>1</sup>	-	130 °C	-	
Output Voltage Trim Range				
1.5 V~5.0 V	90% Vo	-	110% Vo	
1.2 V	-	-	110% Vo	
MTBF	4,982,651 hours			Calculated Per Bell Core SR-332 (Io = 80% Io, max; Vo=5.0 V; Vin=12 V; Ta = 25 °C)
Dimensions				
Inches (L × W × H)	1.3 x 0.53 x 0.315			
Millimeters (L × W × H)	33.02 x 13.46 x 8.00			
Weight	-	7.8 g	-	

**Notes:** All specifications are typical at 25 °C unless otherwise stated.

1. The Tref temperature measurement location:



### Control Specifications

Parameter	Min	Typ	Max	Notes
<b>Remote On/Off</b>				
Signal Low (Unit Off)	-0.3 V	-	0.3 V	Remote On/Off pin open, Unit on.
Signal High (Unit On)	1 V	-	14 V	

## NON-ISOLATED DC/DC CONVERTERS

10 V-14 V Input

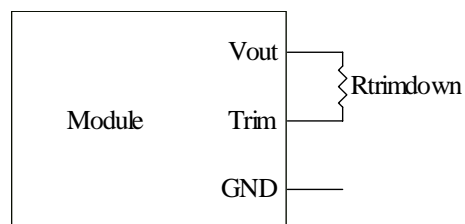
1.2 V-5.0 V/10 A Output



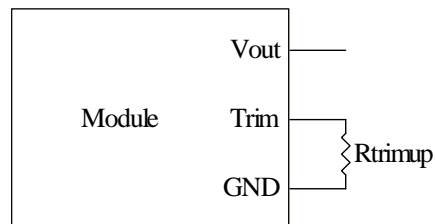
### Output Trim Equations

Equations for calculating the trim resistor (in k $\Omega$ ) given the desired adjusted voltage ( $V_{adj}$ ) and the nominal output voltage of the converter ( $V_{nom}$ ) are shown below. The Trim Down resistor should be connected between the Trim pin and Vout. The Trim Up resistor should be connected between the Trim pin and Ground. Only one of the resistors should be used for any given application.

$$R_{trimdown} = \frac{A}{V_{nom} - V_{adj}} - B$$



$$R_{trimup} = \frac{C}{V_{adj} - V_{nom}} - D$$



Vnom	A	B	C	D
5.0	64.6353	16.01	10.507	1
3.3	39.1049	16.01	10.507	1
2.5	27.0561	16.01	10.507	1
1.8	16.5749	16.01	10.507	1
1.5	12.0693	16.01	10.507	1
1.2	-	-	10.507	1

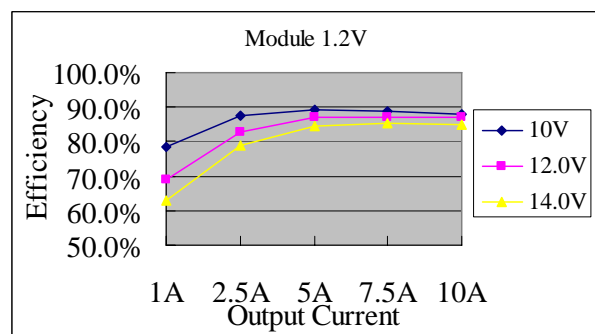
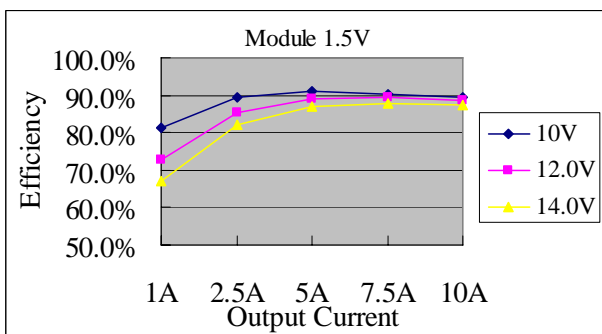
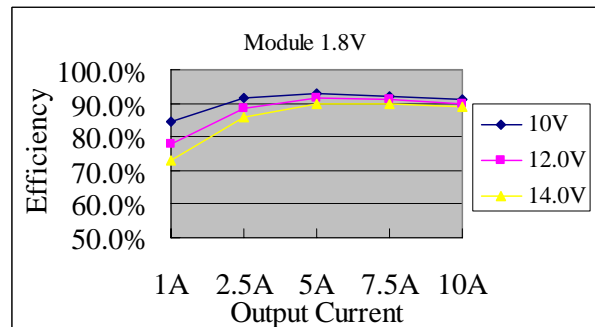
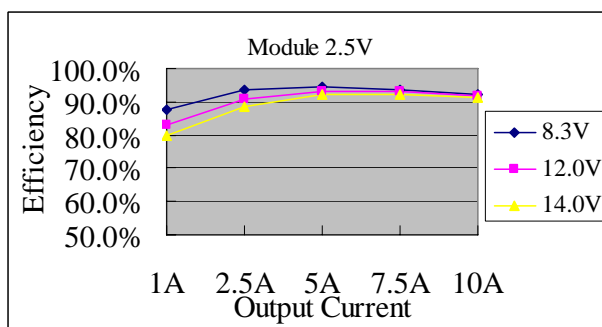
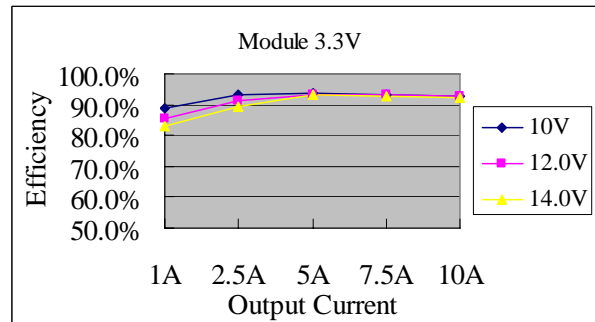
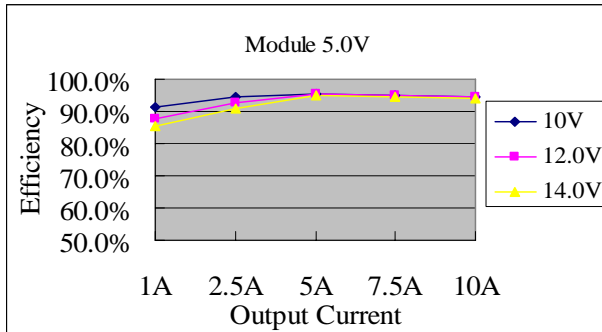
## NON-ISOLATED DC/DC CONVERTERS

10 V-14 V Input

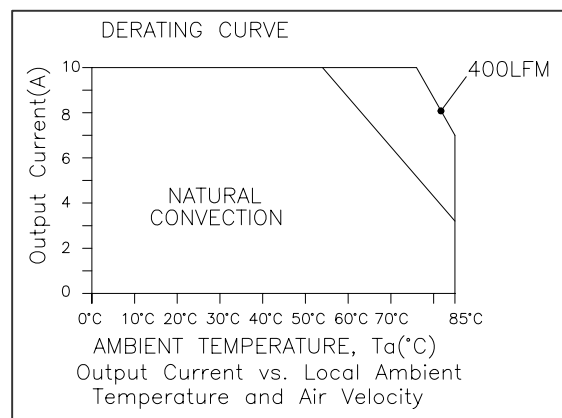
1.2 V-5.0 V/10 A Output

**bel**  
POWER PRODUCTS

### Efficiency Data



### Thermal Derating Curve



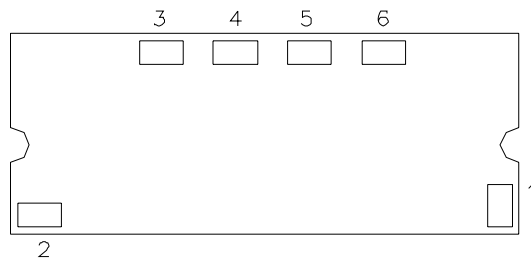
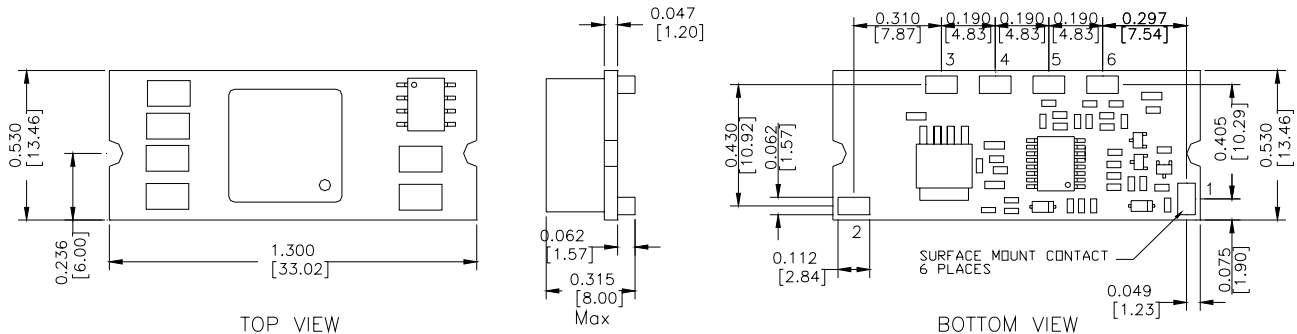
# NON-ISOLATED DC/DC CONVERTERS

10 V-14 V Input

1.2 V-5.0 V/10 A Output

**bel**  
POWER PRODUCTS

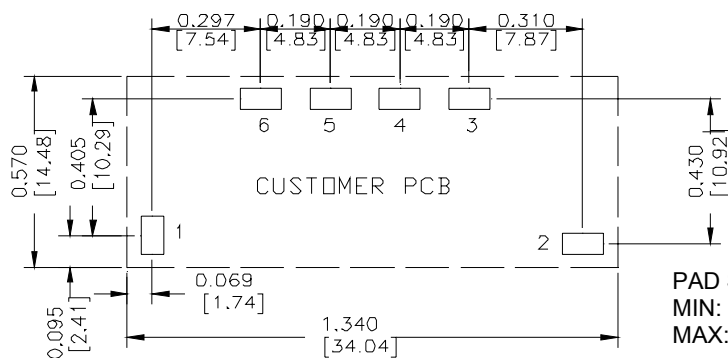
## Mechanical Outline



## Pin Connections

Pin	Function
1	Remote On/Off
2	Vin
3	Ground
4	Vout
5	Trim
6	Remote Sense

## RECOMMENDED PAD LAYOUT



## PAD SIZE:

MIN: 0.14" \* 0.095" (3.56mm \* 2.41mm)

MAX: 0.165" \* 0.11" (4.19mm \* 2.79mm)

## RoHS Compliance

Complies with the European Directive 2002/95/EC, calling for the elimination of lead and other hazardous substances from electronic products.



©2006 Bel Fuse Inc. Specifications subject to change without notice. 011906

## CORPORATE

**Bel Fuse Inc.**  
206 Van Vorst Street  
Jersey City, NJ 07302  
Tel 201-432-0463  
Fax 201-432-9542  
[www.belfuse.com](http://www.belfuse.com)

## FAR EAST

**Bel Fuse Ltd.**  
8F/ 8 Luk Hop Street  
San Po Kong  
Kowloon, Hong Kong  
Tel 852-2328-5515  
Fax 852-2352-3706  
[www.belfuse.com](http://www.belfuse.com)

## EUROPE

**Bel Fuse Europe Ltd.**  
Preston Technology Management Centre  
Marsh Lane, Suite G7, Preston  
Lancashire, PR1 8UD, U.K.  
Tel 44-1772-556601  
Fax 44-1772-888366  
[www.belfuse.com](http://www.belfuse.com)