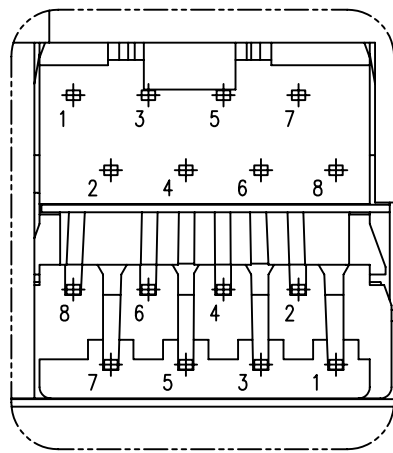
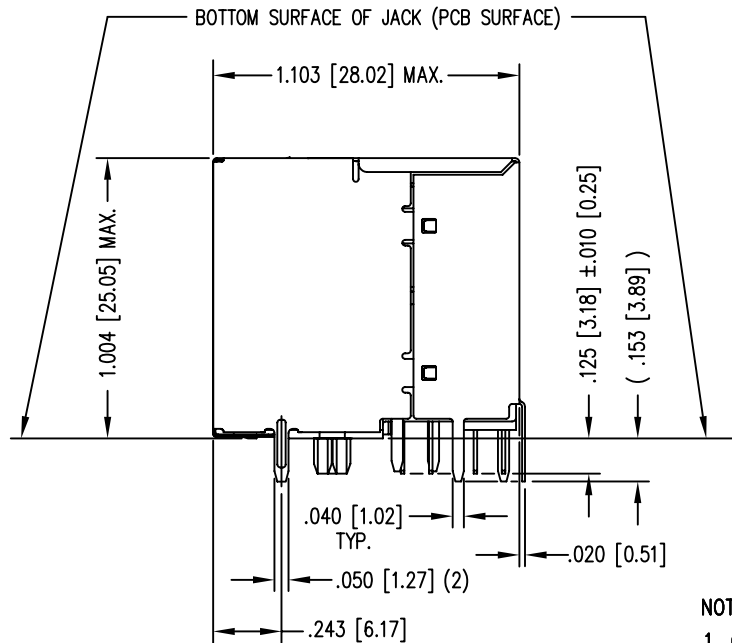
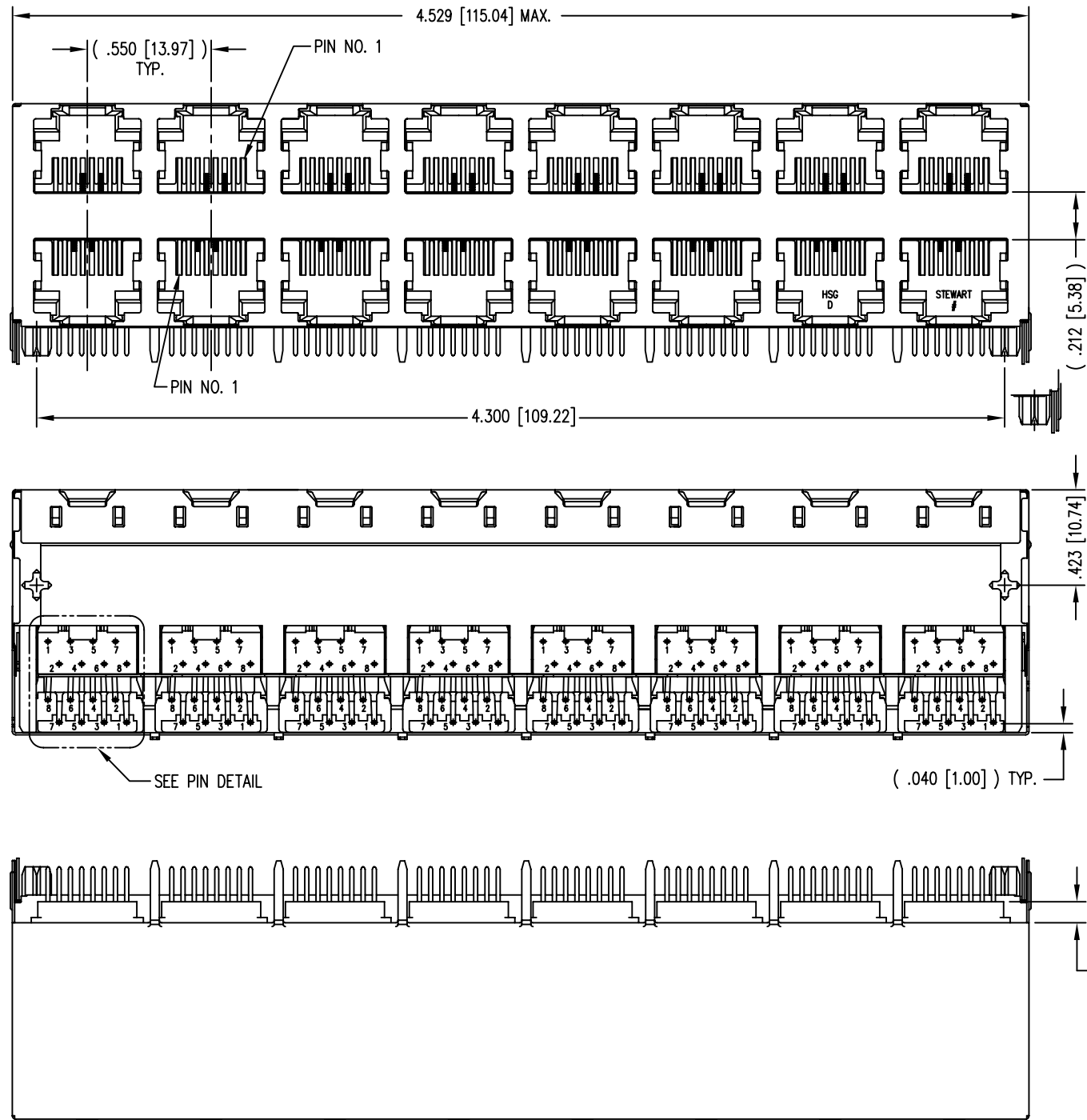


B

A

REV. 6/3/05



PIN DETAIL
TYP. ALL PORTS

- NOTES:
1. CONNECTOR MATERIALS:
HOUSING: THERMOPLASTIC UL94 V-0
CONTACTS/SHIELD: COPPER ALLOY
CONTACT PLATING: SELECTIVE GOLD IN CONTACT AREA
SEE CHART FOR PART NUMBER
SHIELD PLATING: NICKEL OR TIN
 2. FOR PRODUCT SPECIFICATION SEE PR022-01.
 3. DIMENSIONS AND TOLERANCES COMPLY WITH FCC/CFR 47, PART 68.
 4. DESIGNED FOR CATEGORY 5/5e APPLICATIONS.

| | |
|-----------------------------------|--------------|
| 50 MICRO-INCHES [1.27um] | SS-73100-035 |
| CONTACT PLATING IN MATING AREA | PART NUMBER |



THIRD ANGLE PROJECTION

DO NOT SCALE DRAWING
DRAWING IS SUBJECT TO
CHANGE WITHOUT NOTICE

DIMENSIONS: INCHES [METRIC]

UNLESS OTHERWISE SPECIFIED
TOLERANCES ARE ±.005 [0.13]
ANGLES ARE ± 1°

SHEET NO. 1 OF 2

Bel Stewart Connector

11118 Susquehanna Trail South
Glen Rock, PA 17327-9199
(717) 235-7512 Fax: (717) 235-7954 <http://www.stewartconnector.com>

TITLE: HIGH PERFORMANCE SHIELDED STACK JACK, 16 PORTS (8 ON 8)
EIGHT CONTACT, EIGHT POSITION, 50 MICRO INCHES GOLD

| | |
|------------------|--------------|
| DRN BY: JAF | DATE 7/22/98 |
| APPD BY: TRM | DATE 7/22/98 |
| DWG NO. CT730097 | REV. B3 |

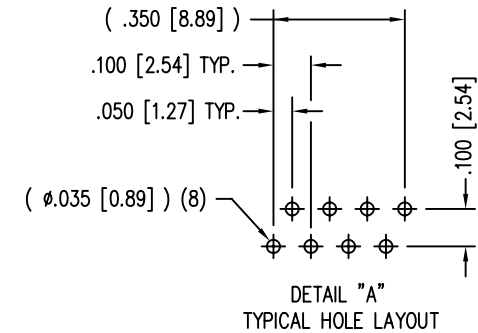
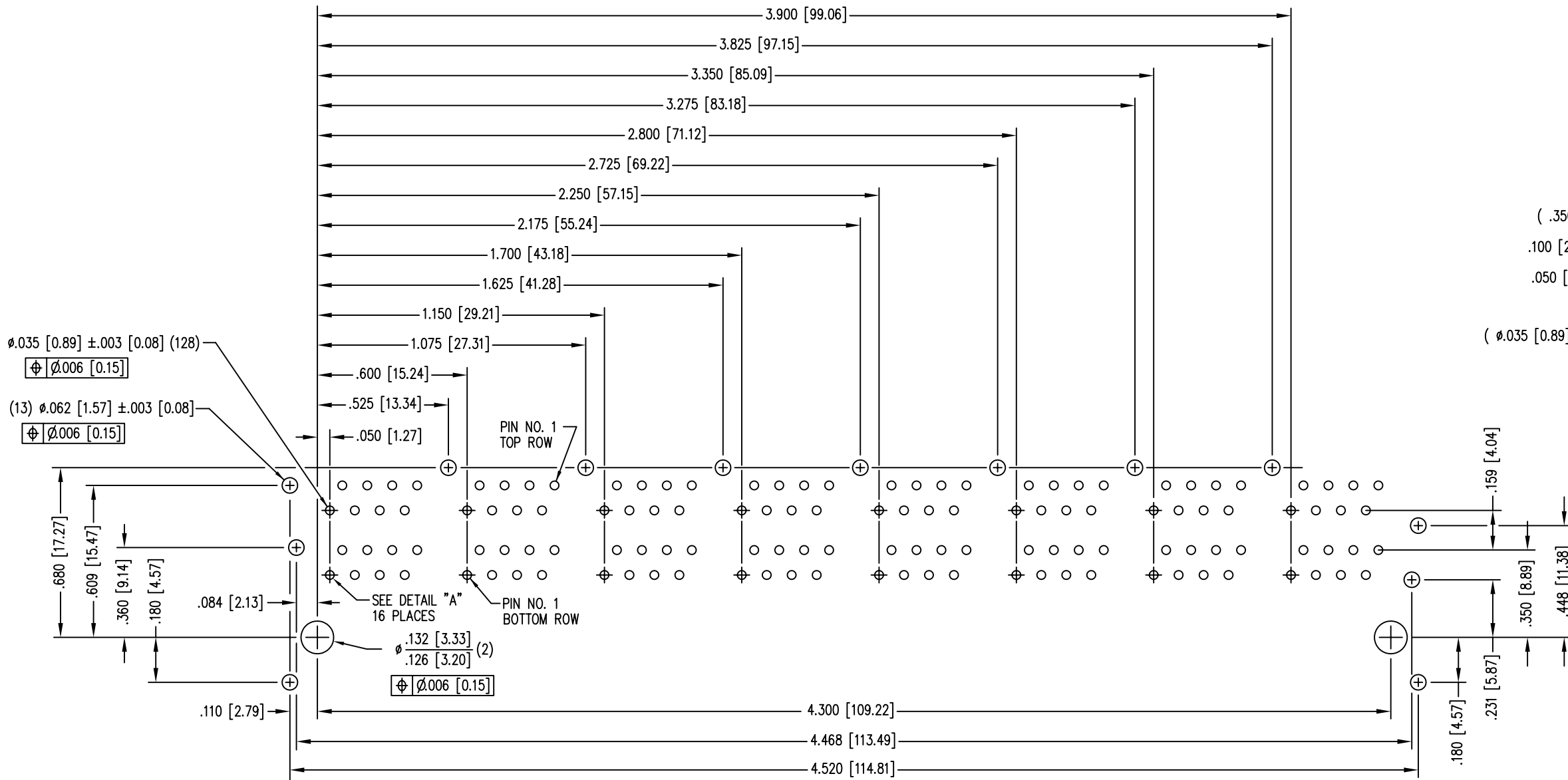
THIS DRAWING AND THE SUBJECT MATTER SHOWN THEREON ARE CONFIDENTIAL AND THE PROPRIETARY PROPERTY OF BEL STEWART CONNECTOR AND SHALL NOT BE REPRODUCED, COPIED, OR USED IN ANY MANNER WITHOUT PRIOR WRITTEN CONSENT OF BEL STEWART CONNECTOR. THE SUBJECT MATTER MAY BE PATENTED OR A PATENT MAY BE PENDING.

B

A

B


A



P.C.B. RECOMMENDED HOLE LAYOUT
SEEN FROM COMPONENT SIDE

ALL CENTERLINE DIMENSIONS ARE BASIC.

REV. 6/3/05



| | | | |
|--|--|---|--|
| THIRD ANGLE PROJECTION | | <h1>Bel Stewart Connector</h1> <p>11118 Susquehanna Trail South Glen Rock, PA 17327-9199 (717) 235-7512 Fax: (717) 235-7954 http://www.stewartconnector.com</p> | |
|  | | TITLE: HIGH PERFORMANCE SHIELDED STACK JACK, 16 PORTS (8 ON 8) EIGHT CONTACT, EIGHT POSITION, 50 MICRO INCHES GOLD | |
| DO NOT SCALE DRAWING | | THIS DRAWING AND THE SUBJECT MATTER SHOWN THEREON ARE CONFIDENTIAL AND THE PROPRIETARY PROPERTY OF BEL STEWART CONNECTOR AND SHALL NOT BE REPRODUCED, COPIED, OR USED IN ANY MANNER WITHOUT PRIOR WRITTEN CONSENT OF BEL STEWART CONNECTOR. THE SUBJECT MATTER MAY BE PATENTED OR A PATENT MAY BE PENDING. | |
| DRAWING IS SUBJECT TO CHANGE WITHOUT NOTICE | | | |
| DIMENSIONS: INCHES [METRIC] | | | |
| UNLESS OTHERWISE SPECIFIED TOLERANCES ARE $\pm .005$ [0.13] ANGLES ARE $\pm 1^\circ$ | | DRN BY: JAF DATE 7/22/98 | |
| SHEET NO. 2 OF 2 | | APPD BY: TRM DATE 7/22/98 | |
| | | DWG NO. CT730097 REV. B3 | |

AutoCAD