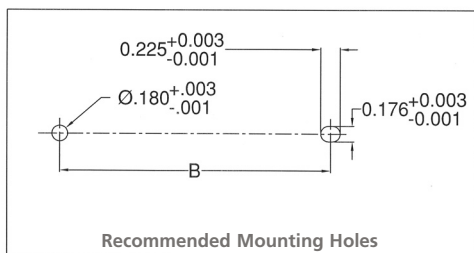
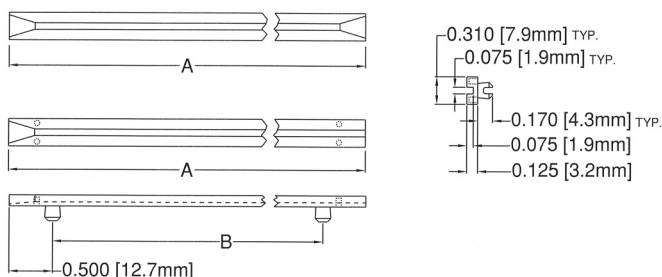
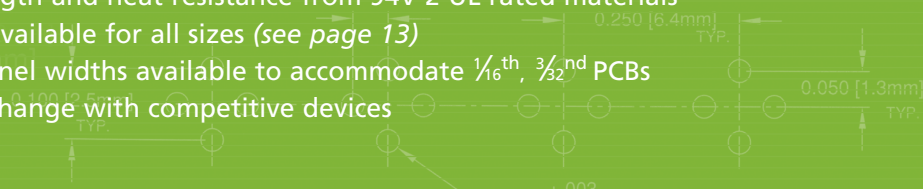


COMP-O-GIDE™

Industry Standard Snap-in Card Guides for 1/16th and 3/32nd PCBs

- 52 Configurations to meet most standard requirements
- Precision Molded for rigidity, strength and heat resistance from 94V-2 UL rated materials
- Stainless Steel Conductive Inserts available for all sizes (see page 13)
- Two channel depths and two channel widths available to accommodate 1/16th, 3/32nd PCBs
- Common industry standards interchange with competitive devices



COMP-O-GIDE, was introduced to provide second sources for previously single source card guides. The series has expanded to offer wider selection and application specific function. Rigid, strong and economical, COMP-O-GIDES provide the installed reliability that your most demanding products require. Retention is firm and there are no special tools or fixtures required for installation.

Mounting Information:

Snap-in metal plates: 0.047" - 0.090" (1.2mm - 2.3mm) thick
Hole Size: 0.180" (4.6mm) diameter + 0.003" (0.08mm),
- 0.001" (0.03mm) 3/16th drill
Rear - 0.225" x 0.176" + 0.003" - 0.001"

Material Specifications:

UL Rated 94V-2, natural, 6/6 Nylon per ASTM D4066 PA111
Oxygen Index: +28%
UL File #E135532

Application Notes:

Slotting or elongating of the second mounting hole is recommended to allow for length variations and to provide for easier assembly.

Prolonged pre-assembly exposure to high humidity can cause molded Nylon components to "grow" out of tolerance. Storage in a cool dry place is recommended. Open sealed vapor barrier bags at the time of production to assure optimum shelf life.

SSD Series

For 1/16th and 3/32th, 2-1/2" thru 8" Lengths

Part No.	A ±.031(.79)	B ±.016(.41)	SW* -.102 (2.6)
SSD-250	2.5 (63.5)	1.5 (38.1)	0.102 (2.6)
SSD-300	3.0 (76.2)	2.0 (50.8)	0.102 (2.6)
SSD-350	3.5 (88.9)	2.5 (63.5)	0.102 (2.6)
SSD-400	4.0 (101.6)	3.0 (76.2)	0.102 (2.6)
SSD-450 3X	4.5 (114.3)	3.0 (76.2)	0.102 (2.6)
SSD-450	4.5 (114.3)	3.5 (88.9)	0.102 (2.6)
SSD-500	5.0 (127.0)	4.0 (101.6)	0.102 (2.6)
SSD-550	5.5 (139.7)	4.5 (114.3)	0.102 (2.6)
SSD-600	6.0 (152.4)	5.0 (127.0)	0.102 (2.6)
SSD-650	6.5 (165.1)	5.5 (139.7)	0.102 (2.6)
SSD-700	7.0 (177.8)	6.0 (152.4)	0.102 (2.6)
SSD-750	7.5 (190.5)	6.5 (165.1)	0.102 (2.6)
SSD-800	8.0 (203.2)	7.0 (177.8)	0.102 (2.6)

Notes:

Standard slot width is .075 (1.9) for 1/16th PCBs

* For slot width of .102 (2.6) for 3/32nd PCBs, add -.102 suffix to part number.