

4 - 155 Mb/s Single-Mode OSC Laser, 1510 nm

Specifically designed for use as a low speed out of band optical service channel for optical amplifiers. The laser is available in a low-inductance 14-pin butterfly package with single-mode connectorized fiber-optic pigtail with a rated peak output power of 2 mW. At 1510 nm, the LC151B-20 does not interfere with WDM traffic and operates outside the normal EDFA gain region. The high reliability buried hetero-structure DFB laser chip ensures the reliability of the LC151B-20 over the entire range of recommended operating conditions.

Features

- Wavelength 1510 nm
- Designed to operate at 4 Mb/s - 155 Mb/s
- Low threshold, high reliability BHet laser chip
- Hermetically sealed 14 pin high speed butterfly package
- High output power 2 mW minimum CW
- Internal InGaAs monitor photodiode
- Available with several optical connector options

Applications

- Optical Service Channel (OSC) applications in DWDM transmission systems using optical amplifiers.



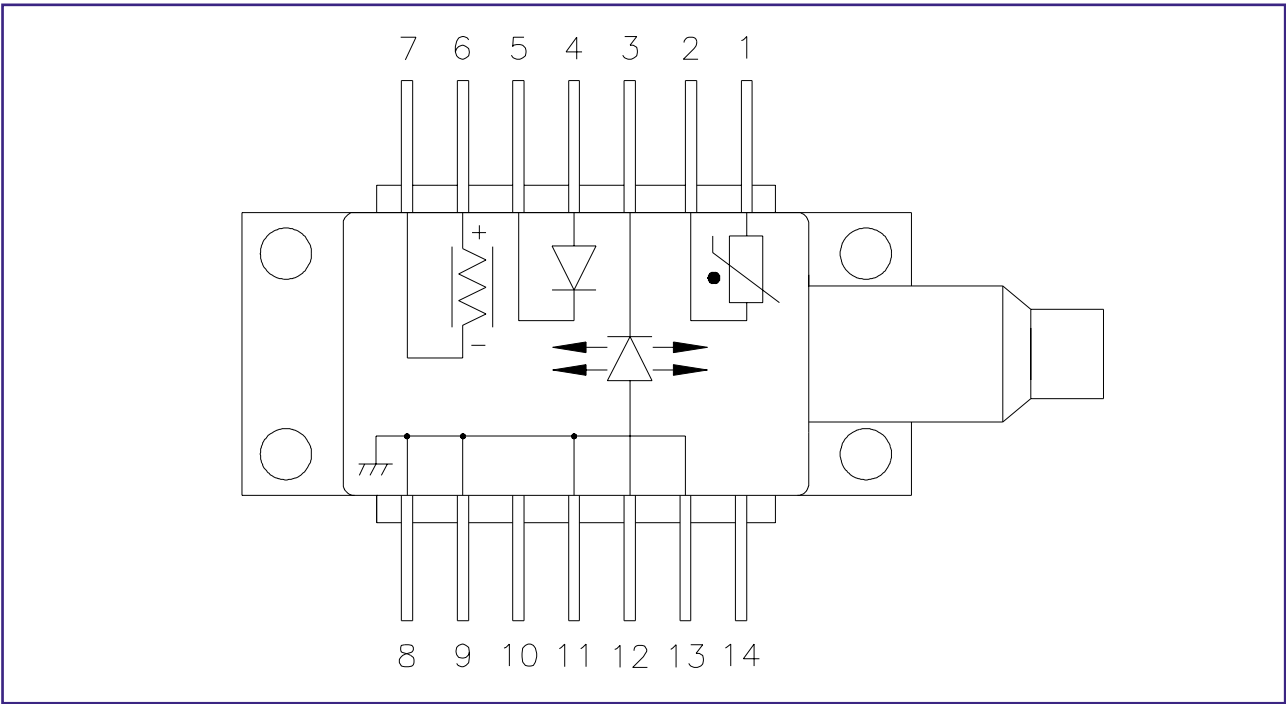


Figure 1: Schematic Diagram

Absolute Maximum Ratings

Parameter	Conditions	Min	Max	Unit
Operating temperature		-40	+70	°C
Storage temperature		-40	+75	°C
Laser forward current above I _{th}			100	mA
Laser reverse voltage			2	V
Monitor diode bias			-18	V
Fibre bend radius		30		mm

T_{case} = 25°C unless otherwise stated

Parameters

Parameter	Condition	Min	Typ	Max	Unit
Submount temperature		25		35	°C
Threshold current (I_{th})	SOL	5		30	mA
Rated mean output power	50% duty	1.0			mW
Forward voltage	2 mW peak			2	V
Modulation current	2 mW peak	22		67	mA
Mean wavelength	10 Mb/s	1503		1518	nm
Monitor current	1 mW output	65		695	μA
Monitor dark current			5	50	nA
Heatpump current	70°C case/25°C submount			800	mA
Heatpump voltage	70°C case/25°C submount		1.3	2	V
Bandwidth		200			MHz
Sidemode suppression ratio	Rated output power			-35	dB
Spectral width	@ -20 dB			0.4	nm
Kink	To 120% peak	-20		20	%
Slope SAT	To 120% peak	-35		35	%

Conditions: Monitor bias -5V

Package Pin Configuration

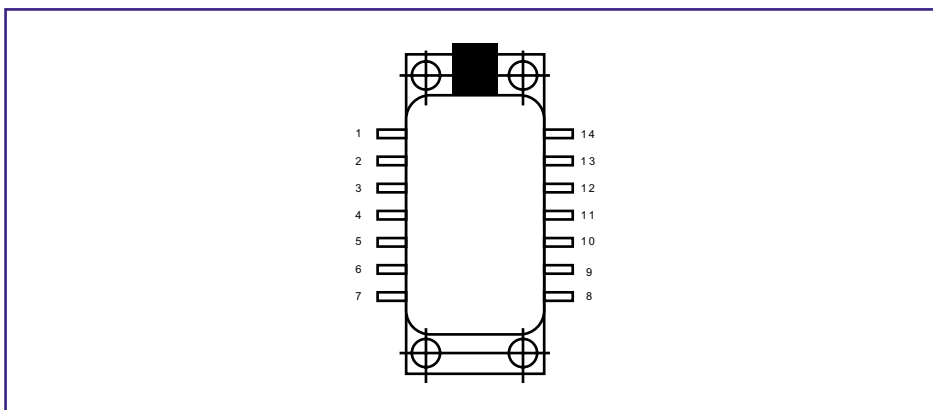


Figure 2: Pin Configuration

Connections

PIN #	Name	PIN #	Name
1	Thermistor	14	No connection
2	Thermistor	13	Ground
3	LD cathode	12	LD anode
4	Monitor anode	11	Ground
5	Monitor cathode	10	No connection
6	TEC (+)	9	Ground
7	TEC (-)	8	Ground

Package Outline Drawing and Dimensions

Tolerances ± 0.25 mm

Finish: Gold plate

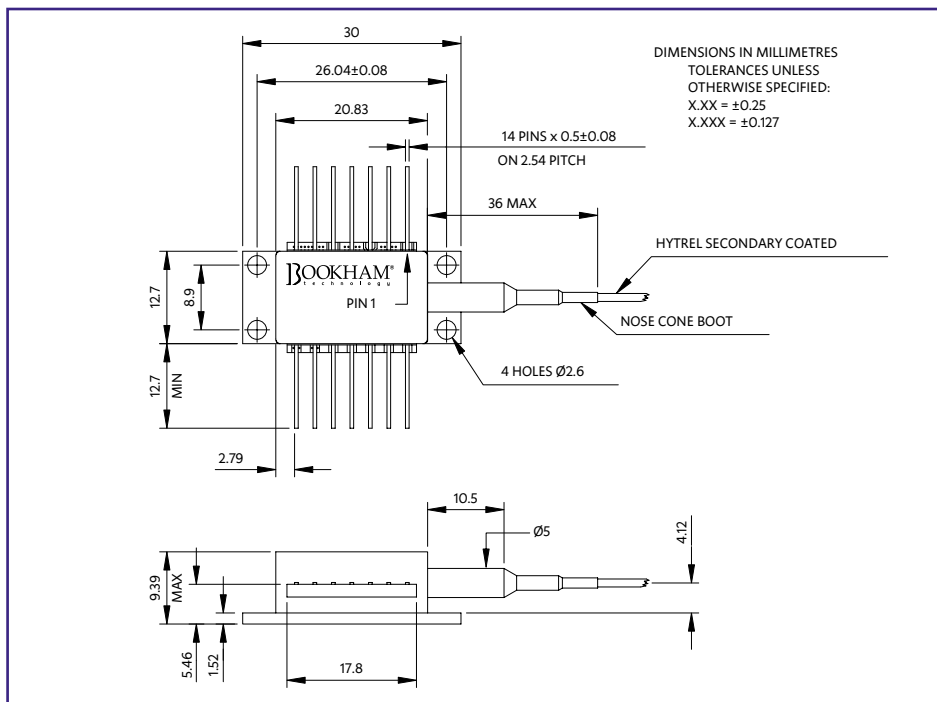


Figure 3: Dimensions diagram

Environmental Conditions

Parameter	Min	Nom	Max	Unit
Operating Air Temperature	-40		70	°C
Operating Case Temperature	-40		70	°C
Typical Environment	0		60	°C

Instructions for Use

Pin 1 and Pin 2 Thermistor

The thermistor is used in a control loop in conjunction with the thermo-electric cooler to maintain the laser submount temperature at the required value. Operating current should be less than 100 μ A to prevent self-heating errors.

Pin 3 Laser modulation (-) and bias

The data input (modulation) and bias are both applied via this pin which has a nominal 25 Ohm load impedance.

Pin 4 Monitor anode, Pin 5 Monitor cathode

The back facet monitor diode provides a mean power reference for the laser and is normally operated with a 5 V reverse bias.

Pin 6 TEC (+), Pin 7 TEC (-)

Applying a positive voltage on pin 6 with respect to pin 7 will cause the internal submount to be cooled relative to the case temperature.

Reversing the polarity will raise the submount temperature relative to the case. Care should be taken to avoid overheating the submount when driving the TEC in this manner.

The TEC supply should be capable of delivering up to 1.2 A at 2.5 V.

Pin 8, 9, 11, 13 Case ground.

These pins must be grounded in all applications.

Pin 10, 14 N/C

These pins are not connected. They should be grounded if possible.

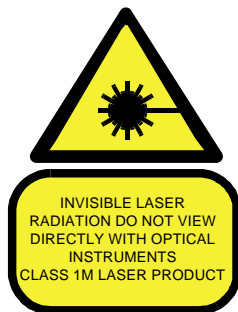
Pin 12 Laser (+)

This pin provides the return path for the laser modulation and bias circuits.

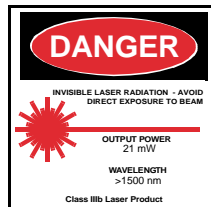
Ordering Information

Please quote the Product Code from below when ordering as this is the identification that appears on the part when shipped.

Product Code	Fibertail			Product Name
	Length	Diameter	Fibre type	
LC151B-20C28	116 cm \pm 30 mm	0.9 mm	standard	4/155 Mb/s Single-Mode OSC Laser, 1510 nm with SC/PC connector
LC151B-20C34	116 cm \pm 30 mm	0.9 mm	standard	4/155 Mb/s Single-Mode OSC Laser, 1510 nm with FC/PC connector
LC151B-20C57	116 cm \pm 30 mm	0.9 mm	standard	4/155 Mb/s Single-Mode OSC Laser, 1510 nm with LC/PC connector
LC151B-20C59	116 cm \pm 30 mm	0.9 mm	standard	4/155 Mb/s Single-Mode OSC Laser, 1510 nm with MU/PC connector



REFERENCE IEC 60825-1: Edition 1.2



THIS PRODUCT COMPLIES WITH 21CFR 1040.10



Certificate No. FM 15040



Certificate No. EMS 35100



Thinking optical solutions

North America

Bookham Technology Inc.
49 Buford Highway
Suwanee
GA 30024
USA

- Tel: +1 678 482 4021
- Fax: +1 678 482 4022

Europe

Bookham Technology plc
Brixham Road
Paignton
Devon
TQ4 7BE
UK

- Tel: +44 (0) 1803 66 2875
- Fax: +44 (0) 1803 66 2801

Asia

Bookham Technology plc
21/F Cityplaza One
1111 King's Road
Quarry Bay
Hong Kong

- Tel: +852 (2100) 2249
- Fax: +852 (2100) 2585

Sales@bookham.com

Important Notice

Bookham Technology has a policy of continuous improvement, as a result certain parameters detailed on this flyer may be subject to change without notice. If you are interested in a particular product please request the available from any Bookham Technology sales representative.