

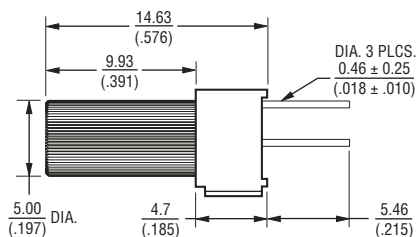
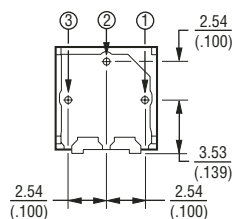
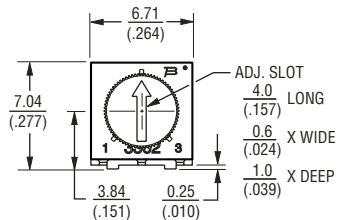


# 3362 - 1/4 " Square Trimming Potentiometer

**BOURNS®**

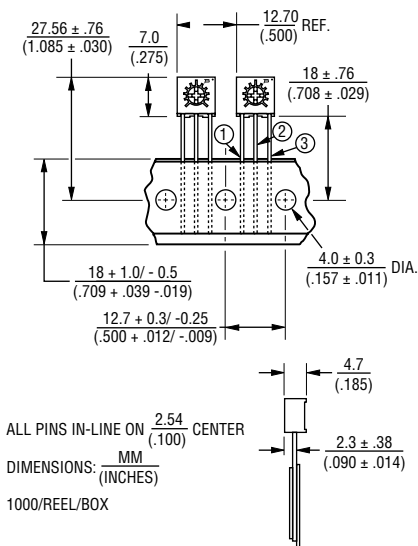
## Product Dimensions

Top adjust models 3362H, P, R and U are available with a knob for finger adjustment. Add suffix letter "T" to order code.

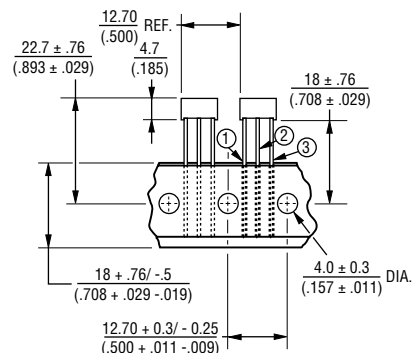


DIMENSIONS: MM/(INCHES)  
TOLERANCES:  $\pm .25/(\pm .010)$  EXCEPT WHERE NOTED

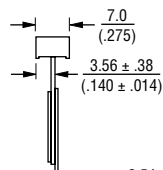
## Packaging Specifications



### TOP ADJUST 3362U-1, 3362P-1



### SIDE VIEW 3362U-1



### SIDE VIEW 3362P-1



ALL PINS IN-LINE ON 2.54 (.100) CENTER  
DIMENSIONS: MM (INCHES)  
750/REEL  
1000/BOX

Meets EIA Specification 468.

## How to Order

**3362 P - 1 - 502 T LF**

Model \_\_\_\_\_  
Style \_\_\_\_\_  
Standard or Modified \_\_\_\_\_  
Product Indicator \_\_\_\_\_  
-1 = Standard Product  
Resistance Code \_\_\_\_\_  
Optional Suffix Letter \_\_\_\_\_  
T = Knob\*  
Packaging Designator \_\_\_\_\_  
Blank = Tube (Standard)  
R = Tape and Reel (M, U and P Pin Styles Only)  
A = Ammo Pack (M, U and P Pin Styles Only)  
Terminations \_\_\_\_\_  
LF = 100 % Tin-plated (RoHS compliant)  
Blank = 90 % Tin / 10 % Lead-plated (Standard)

\*Knob option is available only in standard Tube packaging for terminal styles H, P, R and U.  
Consult factory for other available options.

## Standard Resistance Table

Resistance (Ohms)	Resistance Code
10	100
20	200
50	500
<b>100</b>	<b>101</b>
<b>200</b>	<b>201</b>
<b>500</b>	<b>501</b>
<b>1,000</b>	<b>102</b>
<b>2,000</b>	<b>202</b>
<b>5,000</b>	<b>502</b>
<b>10,000</b>	<b>103</b>
<b>20,000</b>	<b>203</b>
<b>25,000</b>	<b>253</b>
<b>50,000</b>	<b>503</b>
<b>100,000</b>	<b>104</b>
200,000	204
250,000	254
500,000	504
1,000,000	105
2,000,000	205

Popular distribution resistance values listed in boldface. Special resistances available.