



## Features

- Available in E6 series
- Low unit height of 3.3 mm
- High current
- RoHS compliant\*

## Applications

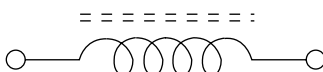
- Input/output of DC/DC converters
- Power supplies for:
  - Portable communication equipment
  - Camcorders
  - LCD TVs
  - Car radios

# SRR0603 Series - Shielded Power Inductors

## Electrical Specifications

Bourns Part No.	Inductance 1kHz		Q Ref.	Test Frequency (MHz)	SRF Min. (MHz)	RDC (Ω)	I rms Max. (A)	I sat Typ. (A)
	(μH)	Tol. %						
SRR0603-1R5ML	1.5	± 20	20	7.96	95.0	0.032	2.20	3.50
SRR0603-2R5ML	2.5	± 20	19	7.96	90.0	0.040	2.00	2.95
SRR0603-3R3ML	3.3	± 20	16	7.96	85.0	0.055	1.80	2.60
SRR0603-4R7ML	4.7	± 20	13	7.96	45.0	0.070	1.60	2.20
SRR0603-6R8ML	6.8	± 20	13	7.96	32.0	0.100	1.20	1.75
SRR0603-100ML	10	± 20	16	2.52	25.0	0.12	1.10	1.50
SRR0603-150ML	15	± 20	16	2.52	25.0	0.18	0.90	1.20
SRR0603-220ML	22	± 15	16	2.52	20.0	0.27	0.70	1.05
SRR0603-330KL	33	± 10	15	2.52	16.0	0.43	0.60	0.83
SRR0603-470KL	47	± 10	13	2.52	13.0	0.55	0.50	0.73
SRR0603-680KL	68	± 10	11	2.52	10.0	0.90	0.40	0.53
SRR0603-101KL	100	± 10	22	0.796	9.0	1.50	0.30	0.44
SRR0603-151KL	150	± 10	22	0.796	8.0	1.90	0.25	0.39
SRR0603-221KL	220	± 10	20	0.796	5.0	2.70	0.20	0.31
SRR0603-331KL	330	± 10	18	0.796	4.5	4.20	0.18	0.24
SRR0603-471KL	470	± 10	17	0.796	4.0	6.70	0.15	0.19
SRR0603-681KL	680	± 10	13	0.796	3.5	10.50	0.12	0.15
SRR0603-102KL	1000	± 10	20	0.252	3.0	14.00	0.10	0.13

## Electrical Schematic



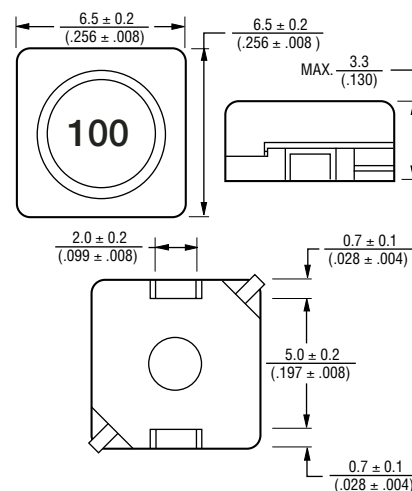
## General Specifications

Test Voltage .....1 Volt  
 Reflow Soldering .....230 °C; 50 sec max.  
 Operating Temperature ..-40 °C to +125 °C  
 (Temperature rise included)  
 Storage Temperature...-40 °C to +125 °C  
 Resistance to Soldering Heat  
 .....260 °C for 5 sec.

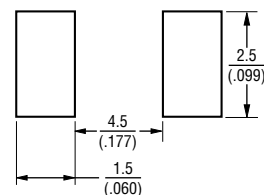
## Materials

Core Material.....Ferrite DR & RI  
 Wire .....Enamelled Copper  
 Base .....LCP E4008  
 Terminal.....Cu/Ni/Sn  
 Rated Current...Ind. drop 10 % typ at I sat  
 Temperature Rise .40 °C max at rated I rms  
 Packaging.....1000 pcs. per reel

## Product Dimensions



## Recommended Layout



DIMENSIONS:  $\frac{\text{MM}}{\text{(INCHES)}}$

**BOURNS®**

Technical drawing of a 35mm film carrier, showing front, side, and end views with dimensions in inches and millimeters.

**Front View Dimensions:**

- Overall Diameter:  $178.0 \pm 0.5$  (7.00) DIA.
- Inner Diameter:  $21.0 \pm 0.8$  (.827  $\pm$  .031)
- Inner Diameter:  $13.0 \pm 0.5$  (.512  $\pm$  .020) DIA.

**Side View Dimensions:**

- Top Flange Thickness: 18.4 (.724)
- Inner Diameter:  $13.0 \pm 0.5$  (.512  $\pm$  .020) DIA.
- Overall Height: 50.0 (1.969)
- Bottom Flange Thickness: 14.0 (.551)

**End View Dimensions:**

- THICKNESS: 0.10 (.004) MAX.
- EMBOSSED CAVITY
- EMBOSSED CARRIER

**End View Details:**

- Overall Length: 12 (1.472)
- Flange Width: 3.4 (0.134)

**Carrier Sequence Diagram:**

Section	Length (Inches)	Length (Millimeters)
NO COMPONENT	160	(6.299)
COMPONENTS	3200	(125.984)
NO COMPONENT	400	(15.748)

**USER DIRECTION OF FEED** →

QTY: 1000 PCS. PER REEL

**DIMENSIONS:** ———— MM ————  
(INCHES)

Specifications are subject to change without notice.  
Customers should verify actual device performance in their specific applications.