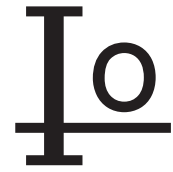


SR3020 THRU SR3060



30.0 AMP SCHOTTKY BARRIER RECTIFIERS



FEATURES

- * Low forward voltage drop
- * High current capability
- * High reliability
- * High surge current capability
- * Epitaxial construction

MECHANICAL DATA

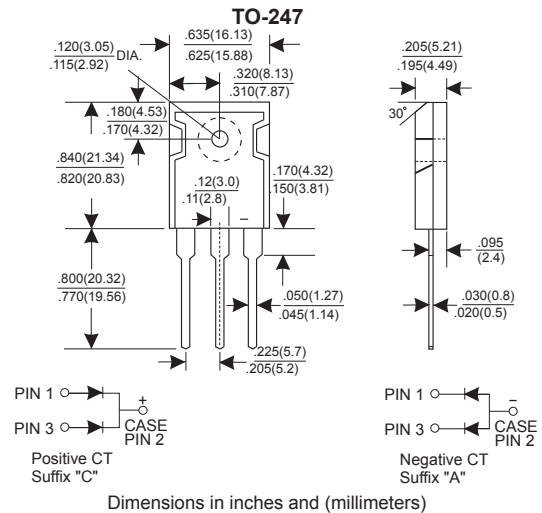
- * Case: Molded plastic
- * Epoxy: UL 94V-0 rate flame retardant
- * Lead: Lead solderable per MIL-STD-202, method 208 guaranteed
- * Polarity: As Marked
- * Mounting position: Any
- * Weight: 5.60 grams

VOLTAGE RANGE

20 to 60 Volts

CURRENT

30.0 Amperes



MAXIMUM RATINGS AND ELECTRICAL CHARACTERISTICS

Rating 25°C ambient temperature unless otherwise specified.
Single phase half wave, 60Hz, resistive or inductive load.
For capacitive load, derate current by 20%.

TYPE NUMBER	SR3020	SR3030	SR3035	SR3040	SR3045	SR3050	SR3060	UNITS	
Maximum Recurrent Peak Reverse Voltage	20	30	35	40	45	50	60	V	
Maximum RMS Voltage	14	21	24	28	31	35	42	V	
Maximum DC Blocking Voltage	20	30	35	40	45	50	60	V	
Maximum Average Forward Rectified Current	30							A	
See Fig. 1									
Peak Forward Surge Current, 8.3 ms single half sine-wave superimposed on rated load (JEDEC method)	300							A	
Maximum Instantaneous Forward Voltage per Leg at 15.0A									
Maximum DC Reverse Current Ta=25°C	0.65					0.75		V	
at Rated DC Blocking Voltage Ta=100°C	10								mA
Typical Thermal Resistance RθJC (Note 1)	100								
Operating Temperature Range Tj	1.4								°C/W
Storage Temperature Range Tstg	-65 — +125								
	-65 — +150								°C

NOTES:

1. Thermal Resistance Junction to Case.

RATING AND CHARACTERISTIC CURVES (SR3020 THRU SR3060)

FIG.1-TYPICAL FORWARD CURRENT DERATING CURVE

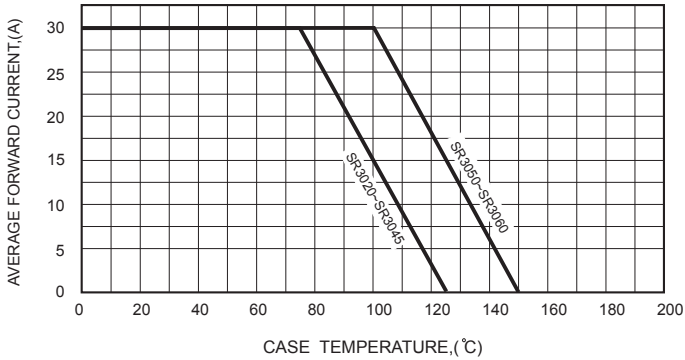


FIG.2-TYPICAL FORWARD CHARACTERISTICS

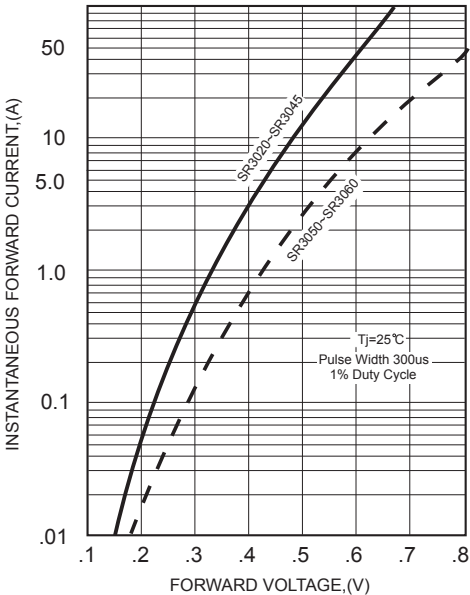


FIG.3 - TYPICAL REVERSE CHARACTERISTICS

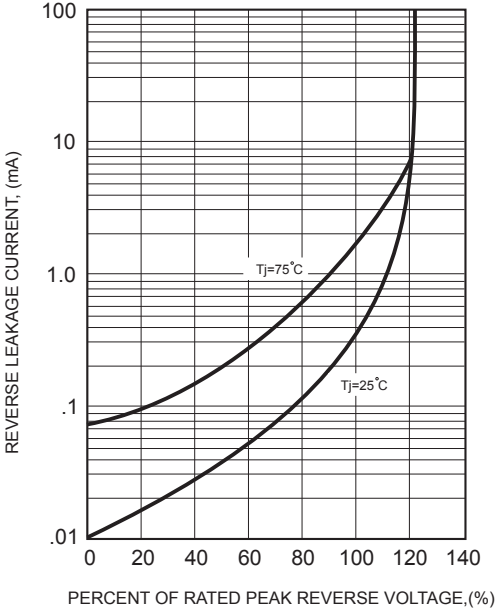


FIG.4-MAXIMUM NON-REPETITIVE FORWARD SURGE CURRENT

