

FEATURES

- 5 Configurations
- Inductance to 10mH
- SMD and DIP Versions
- Toroidal Construction
- Fully Encapsulated
- Isolation to 1kVrms
- UL 94V-0 Package Materials

DESCRIPTION

The 786 series is a comprehensive range of general purpose pulse transformers. Common applications include line coupling, matching or isolating. The devices can also be used in small isolated power supplies and also as common-mode chokes in filtering applications.

SELECTION GUIDE

Order Code ¹	Turns Ratio ±2%	Primary Inductance Min μH	Primary E _r Constant Min Vμs	Leakage Inductance Max μH	Interwinding Capacitance Max pF	DC Resistance	Isolation Voltage Max Vrms	Pin Connection Style
78601/4	1:1	100	4	0.19	8	0.17	1000	1
78601/3	1:1	200	6	0.20	14	0.25		
78601/2	1:1	500	10	0.25	22	0.34		
78601/8	1:1	1000	15	0.29	35	0.45		
78601/1	1:1	2000	20	0.47	49	0.60		
78601/16	1:1	5000	28	0.47	78	0.84		
78601/9	1:1	10000	56	0.86	121	1.30		
78602/4	1:1:1	100	4	0.11	12	0.18	1000	2
78602/3	1:1:1	200	6	0.17	19	0.24		
78602/2	1:1:1	500	10	0.27	32	0.34		
78602/8	1:1:1	1000	15	0.35	47	0.46		
78602/1	1:1:1	2000	20	0.60	72	0.66		
78602/16	1:1:1	5000	28	0.71	116	0.92		
78602/9	1:1:1	10000	56	0.71	167	1.34		
78604/4	2:1	100	4	0.41	4	0.18	1000	1
78604/3	2:1	200	6	0.49	9	0.25		
78604/2	2:1	500	10	0.65	13	0.34		
78604/8	2:1	1000	15	0.76	20	0.46		
78604/1	2:1	2000	20	0.99	29	0.60		
78604/16	2:1	5000	28	1.61	50	0.85		
78604/9	2:1	10000	56	1.64	72	1.23		
78613/4	1CT:1	100	4	0.30	7	0.20	1000	3
78613/3	1CT:1	200	6	0.65	12	0.25		
78613/2	1CT:1	500	10	1.07	20	0.36		
78613/8	1CT:1	1000	15	1.13	35	0.48		
78613/1	1CT:1	2000	20	1.53	47	0.63		
78613/16	1CT:1	5000	28	1.98	64	0.88		
78613/9	1CT:1	10000	56	3.83	72	1.33		
78615/4	1CT:1CT	100	4	1.21	3	0.17	1000	4
78615/3	1CT:1CT	200	6	3.64	5	0.24		
78615/2	1CT:1CT	500	10	6.86	7	0.34		
78615/8	1CT:1CT	1000	15	11.9	10	0.45		
78615/1	1CT:1CT	2000	20	16.0	16	0.60		
78615/16	1CT:1CT	5000	28	37.7	20	0.87		
78615/9	1CT:1CT	10000	56	44.5	19	1.33		

ABSOLUTE MAXIMUM RATINGS

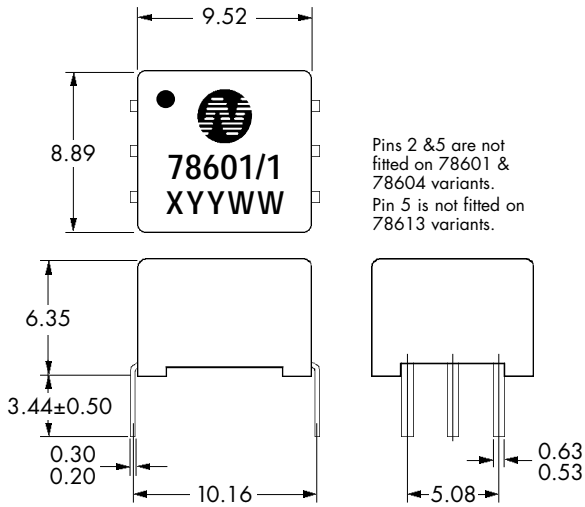
Operating free air temperature range	0°C to 70°C
Storage temperature range	-60°C to 125°C
Lead Temperature 1.5mm from case for 10 seconds	300°C

786 SERIES

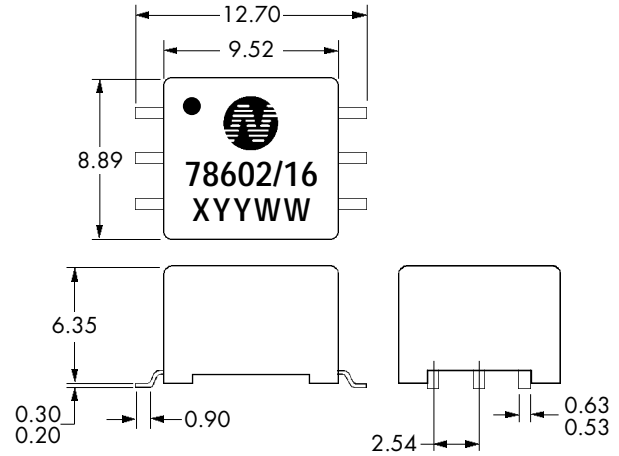
Pulse Transformers

MECHANICAL DIMENSIONS

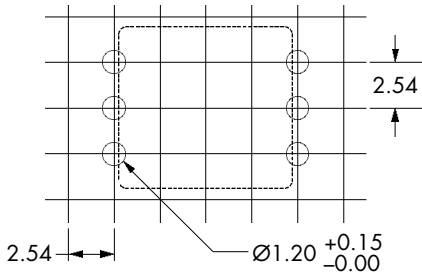
6 Pin DIP Package Style



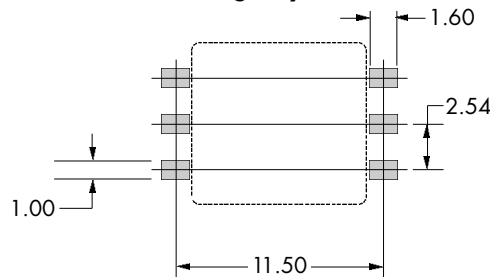
6 Pin SMD Package Style



Recommended Footprint Details 6 Pin DIP Package Style

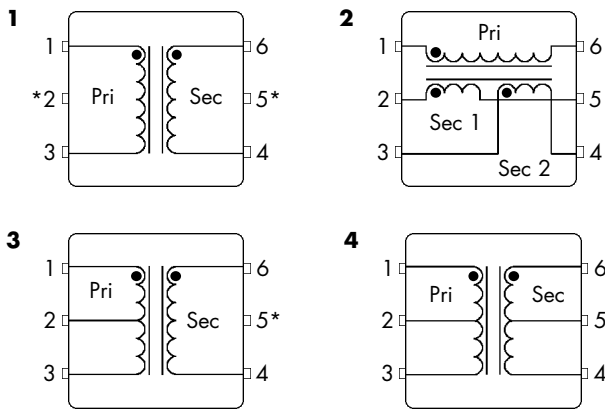


6 Pin SMD Package Style



All pins on a 2.54mm pitch and within ± 0.25 mm of true pin pitch position.
Unless otherwise stated all dimensions in mm ± 0.25 mm.
Package Weight 1.0g TYP.

PIN CONNECTION STYLE - 6 PIN DIP/SMD (TOP VIEW)



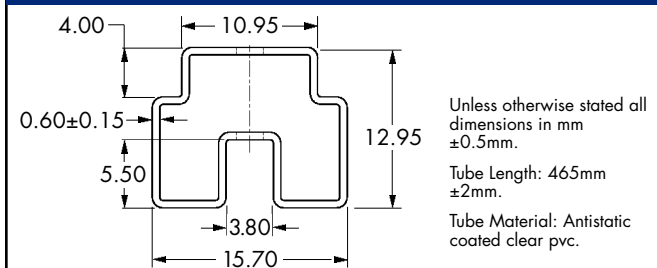
* Pins only fitted on 786XX/XM-R variants.

PACKAGING DETAILS

Order Code	Packaging Style	QTY
786XX/X	Tube	50
786XX/XM-R	Tape & Reel to IEC 286-3 Specifications	500

For tape and reeling packaging details refer to datasheet NDCAN002.

TUBE OUTLINE DIMENSIONS



C&D Technologies (NCL) Limited reserve the right to alter or improve the specification, internal design or manufacturing process at any time, without notice. Please check with your supplier or visit our web site to ensure that you have the current and complete specification for your product before use.

© C&D Technologies (NCL) Limited 2001

NMP 786.1

No part of this publication may be copied, transmitted or stored in a retrieval system or reproduced in any way including, but not limited to, photography, photocopy, magnetic or other recording means, without prior written permission from C&D Technologies (NCL) Limited.

Instructions for use are available from www.dc-dc.com

C&D Technologies (NCL) Ltd
Tanners Drive, Blakelands North
Milton Keynes MK14 5BU, England
Tel: +44 (0)1908 615232
Fax: +44 (0)1908 617545
email: info@cdtechno-ncl.com

[www: http://www.dc-dc.com](http://www.dc-dc.com)

C&D Technologies Inc.
3400 E Britannia Drive, Tucson,
Arizona 85706, USA
Tel: +1 (800) 547-2537
Fax: +1 (520) 741-4598
email: sales@cdtechno.com

C&D TECHNOLOGIES
Power Solutions