


1 WATT UNREGULATED DC/DC CONVERTERS

HB01U



DESCRIPTION

The HB01U Series offers a wide selection of input and output voltages to choose from. Each model is offered in a 24-pin DIP or SMD package and has an input to output isolation rating of 2500Vrms making it ideal for applications requiring high isolation. The dielectric withstand characteristics of each converter are measured in production to ensure barrier integrity.

The HB01U Series is ideal for applications where the output is susceptible to high voltage transients, such as motor drive and industrial process control applications. The low barrier capacitance gives excellent input to output dV/dt characteristics thus protecting the input control circuitry from peak transients appearing on the output.

The HB01U Series uses a self-oscillating circuit design technology to realize low cost and high performance. The inherent current limiting capability of the high isolation design reduces high current stresses during start-up thus increasing the capacitive load capability while maintaining high reliability.

As with all of our DC/DC converters, surface mount construction combined with extensive qualification testing assures low cost without sacrificing quality and reliability.

APPLICATIONS

- INDUSTRIAL PROCESS CONTROL
- DC MOTOR DRIVE
- INTRINSIC SAFETY SYSTEMS
- GROUND LOOP ELIMINATION
- MEDICAL EQUIPMENT
- PORTABLE TEST EQUIPMENT
- DATA ACQUISITION

FEATURES

- HIGH ISOLATION
- 2500Vrms ISOLATION TEST VOLTAGE
- BARRIER 100% PRODUCTION TESTED
- LOW BARRIER CAPACITANCE - 10pF
- LOW LEAKAGE CURRENT - 2μA MAX
- 24-PIN DIP AND SMD
- INTERNAL FILTERING
- NON-CONDUCTIVE CASE
- LOW COST
- LOW PROFILE - .375"

Internet: <http://www.cdpowerelectronics.com>

Power Electronics Division, United States
3400 E Britannia Drive, Tucson, Arizona 85706
Phone: 800.547.2537 Fax: 520.770.9369

Power Electronics Division, Europe
C&D Technologies (Power Electronics) Ltd.
132 Shannon Industrial Estate, Shannon, Co. Clare, Ireland
Tel: +353.61.474.133 Fax: +353.61.474.141

ELECTRICAL SPECIFICATIONS

Specifications typical at $T_A = +25^{\circ}\text{C}$, nominal input voltage, rated output current unless otherwise specified.

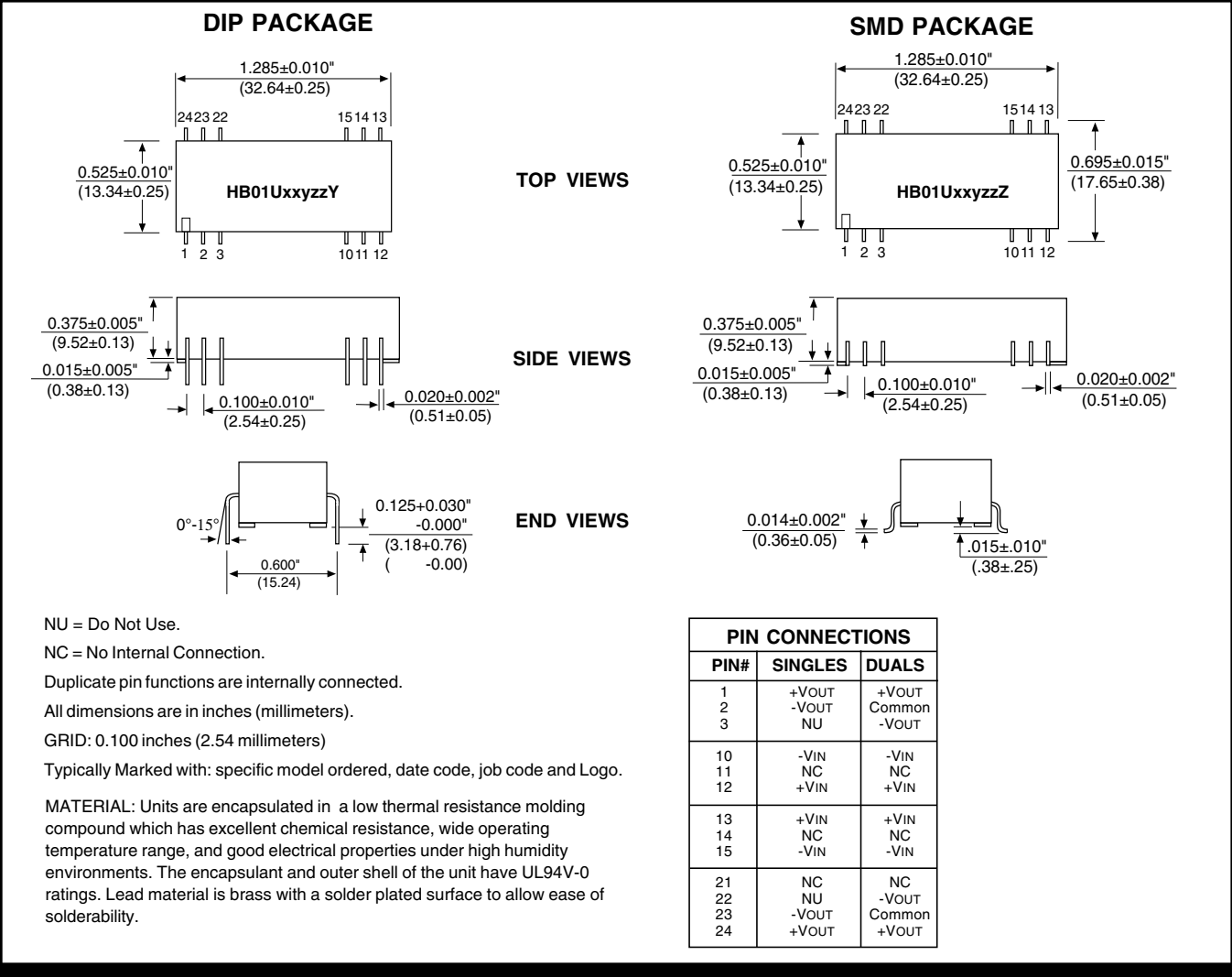
MODEL	NOMINAL INPUT VOLTAGE (V _{DC})	RATED OUTPUT VOLTAGE (V _{DC})	RATED OUTPUT CURRENT (mA)	INPUT CURRENT		EFFICIENCY (%)
				MIN LOAD (mA)	RATED LOAD (mA)	
HB01U05S05	5	5	200	63	290	68
HB01U05S12	5	12	83	63	290	70
HB01U05S15	5	15	67	63	290	73
HB01U12S05	12	5	200	20	120	68
HB01U12S12	12	12	83	20	120	70
HB01U12S15	12	15	67	20	114	73
HB01U15S05	15	5	200	25	98	68
HB01U15S12	15	12	83	25	95	70
HB01U15S15	15	15	67	25	90	73
HB01U24S05	24	5	200	13	61	68
HB01U24S12	24	12	83	13	60	70
HB01U24S15	24	15	67	13	57	73
HB01U05D05	5	±5	±100	63	290	68
HB01U05D12	5	±12	±42	63	285	70
HB01U05D15	5	±15	±34	63	275	73
HB01U12D05	12	±5	±100	20	123	68
HB01U12D12	12	±12	±42	20	118	70
HB01U12D15	12	±15	±34	20	114	73
HB01U15D05	15	±5	±100	25	98	68
HB01U15D12	15	±12	±42	25	95	70
HB01U15D15	15	±15	±34	25	90	73
HB01U24D05	24	±5	±100	13	61	68
HB01U24D12	24	±12	±42	13	60	70
HB01U24D15	24	±15	±34	13	57	73

COMMON SPECIFICATIONS

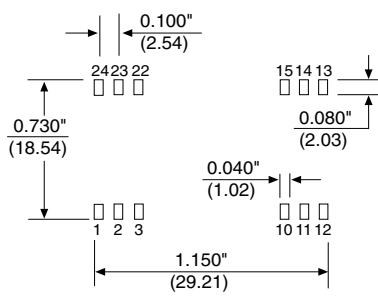
Specifications typical at $T_A = +25^{\circ}\text{C}$, nominal input voltage, rated output current unless otherwise specified.

PARAMETER	CONDITIONS	MIN	TYP	MAX	UNITS
INPUT					
Voltage Range		4.5 10.8 13.5 20	5 12 15 24 35	5.5 13.2 16.5 30	V _{DC} V _{DC} V _{DC} V _{DC} mAp-p
Reflected Ripple Current					
ISOLATION					
Rated Voltage		3535			V _{DC}
Test Voltage	60 Hz, 10 Seconds	2500			V _{rms}
Resistance			10		GΩ
Capacitance			10		pF
Leakage Current	V _{ISO} = 240V _{AC} , 60Hz		1	2	μArms
OUTPUT					
Rated Power			1		W
Voltage Setpoint Accuracy			±3	±5	%
Temperature Coefficient			±0.02		%/°C
Ripple & Noise	BW = DC to 10MHz BW = 10Hz to 2MHz High Line to Low Line		50 25 ±1.5		mVp-p mVrms %/V _{in}
Line Regulation	See Performance Curves (Min Load = 1mA)				
Load Regulation					
GENERAL					
Switching Frequency			160		kHz
Package Weight			12		g
MTTF per MIL-HDBK-217, Rev. F	Circuit Stress Method				
Ground Benign	T _A = +25°C		2,000,000		Hr
TEMPERATURE					
Specification		-25		+70	°C
Operation		-40		+85	°C
Storage		-40		+110	°C

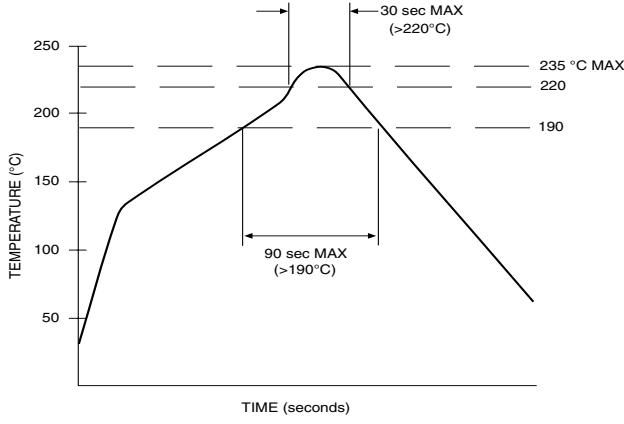
MECHANICAL Package/Pinout "Y" and "Z"



RECOMMENDED LAND PATTERN



RECOMMENDED REFLOW PROFILE



ABSOLUTE MAXIMUM RATINGS

Internal Power Dissipation.....0.5 Watt
 Short Circuit Duration.....5 Min
 Lead Temperature (soldering, 10 seconds max).....+300°C *

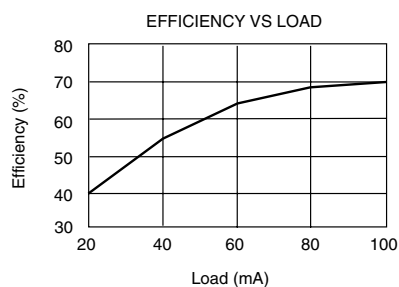
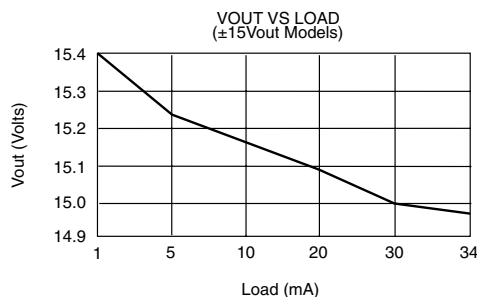
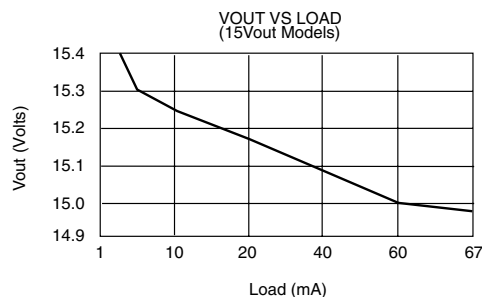
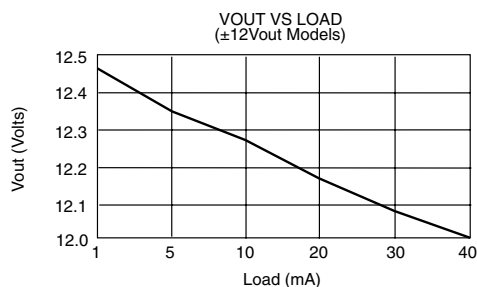
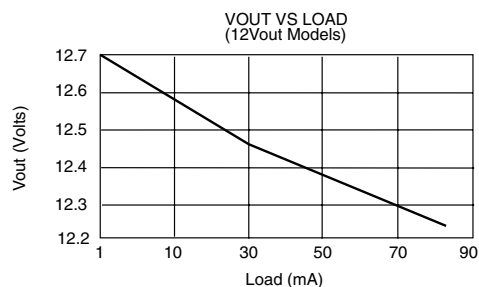
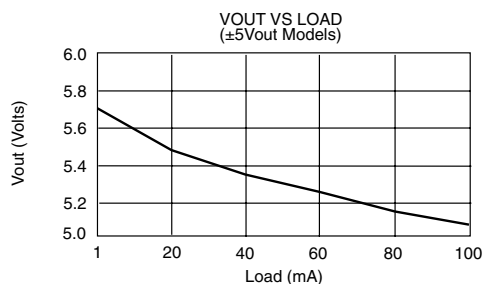
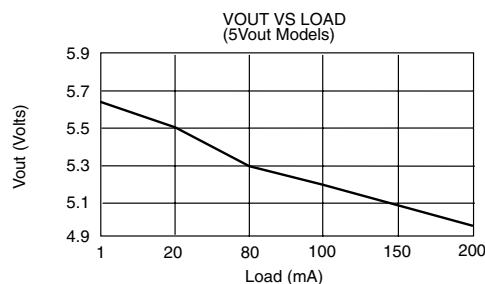
*Note: Refer to Reflow Profile for SMD Models.

ORDERING INFORMATION

Device Family HB01U xxyyzz Y/Z /H
 HB Indicates DC/DC Converter
 Model Number _____
 Where:
 xx = Input Voltage
 y = Number of Outputs (Single "S", Dual "D")
 zz = Output Voltage
 Package Option _____
 Screening Option _____

TYPICAL PERFORMANCE CURVES

Specifications typical at $T_A = +25^\circ\text{C}$, nominal input voltage, rated output current unless otherwise specified.



The information provided herein is believed to be reliable; however, C&D TECHNOLOGIES assumes no responsibility for inaccuracies or omissions. C&D TECHNOLOGIES assumes no responsibility for the use of this information, and all use of such information shall be entirely at the user's own risk. Prices and specifications are subject to change without notice. No patent rights or licenses to any of the circuits described herein are implied or granted to any third party. C&D TECHNOLOGIES does not authorize or warrant any C&D TECHNOLOGIES product for use in life support devices/systems or in aircraft control applications.