

Proximity Sensors Inductive Stainless Steel Housing Types EI, Ø 6.5, M 8

CARLO GAVAZZI



- Stainless steel housing, cylindrical
- Diameter: Ø 6.5, M 8
- Sensing distance: 1 to 2 mm
- Power supply: 10 to 40 VDC
- Output: Transistor NPN/PNP, make or break switching
- Protection: Short-circuit and reverse polarity
- LED-indication for output ON
- 2 m cable or M12 plug (M 8 types)

Product Description

Proximity switch in Ø 6.5 and M8 housings. Short version in standard stainless steel housing. Made after euronorm EN 50 008. Plug version.

Ordering Key

EI 0601 NPO S

Type: Inductive proximity switch
Housing diameter (mm)
Rated operating dist. (mm)
Output type
Housing material

Type Selection

Housing diameter	Connection	Rated operating dist. (S _n)	Ordering no. Transistor NPN Make switching	Ordering no. Transistor NPN Break switching	Ordering no. Transistor PNP Make switching	Ordering no. Transistor PNP Break switching
Ø 6.5	Cable	1 mm ¹⁾	EI 0601 NPOS	EI 0601 NPCS	EI 0601 PPOS	EI 0601 PPCS
M 8	Cable	1 mm ¹⁾	EI 0801 NPOS	EI 0801 NPCS	EI 0801 PPOS	EI 0801 PPCS
M 8	Cable	2 mm ²⁾	EI 0802 NPOS	EI 0802 NPCS	EI 0802 PPOS	EI 0802 PPCS
M 8	Plug	1 mm ¹⁾	EI 0801 NPOS-1	EI 0801 NPCS-1	EI 0801 PPOS-1	EI 0801 PPCS-1
M 8	Plug	2 mm ²⁾	EI 0802 NPOS-1	EI 0802 NPCS-1	EI 0802 PPOS-1	EI 0802 PPCS-1

¹⁾ For flush mounting in metal ²⁾ For non-flush mounting in metal

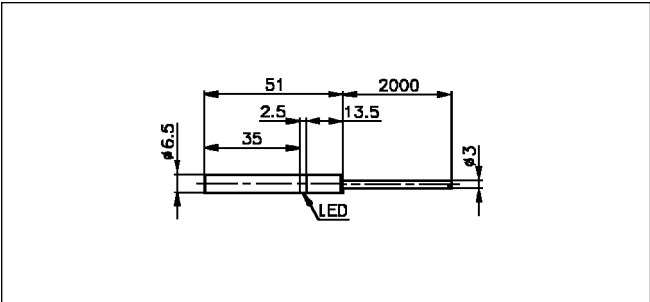
Specifications

Rated operational volt. (U _e) (U _B)	12 to 36 VDC 10 to 40 VDC (ripple incl.)	Ambient temperature Operating Storage	-25° to +70°C (-13° to +158°F) -30° to +80°C (-22° to +176°F)
Ripple	≤ 10%	Degree of protection	IP 67 (Nema 1, 3, 4, 6, 13)
Rated operational current (I _e)	≤ 200 mA	Housing material Body Front	Stainless steel (1.4301) Thermoplastic polyester, oil proof
No-load supply current (I _o)	≤ 8 mA	Back (plug versions)	Black PVC, oil proof
Voltage drop (U _d)	≤ 2.5 VDC at max. load	Cable	2 m, 3 x 0.14 mm ² grey PVC, oil proof
Protection	Reverse polarity, short-circuit	Weight	EI 06 30 g EI 08 50 g
Transient voltage	≤ 1 kV/0.5 J	Tightening torque	EI 08 3.0 Nm (x) 7.0 Nm (y) Refer to "Terms Used"
Power ON delay	≤ 50 ms	Approvals CE-marking	UL, CSA Yes
Frequency of operating cycles (f)	> 2000 Hz		
Indication for output ON	LED, yellow		
Assured operating dist. (S _a)	0 ≤ S _a ≤ 0.81 S _n		
Repeat accuracy (R)	≤ 5%		
Hysteresis (H) (Differential travel)	1 to 15% of sensing dist.		
Effective operating dist. (S _r)	0.9 x S _n ≤ S _r ≤ 1.1 x S _n		
Usable operating dist. (S _u)	0.9 x S _r ≤ S _u ≤ 1.1 x S _r		

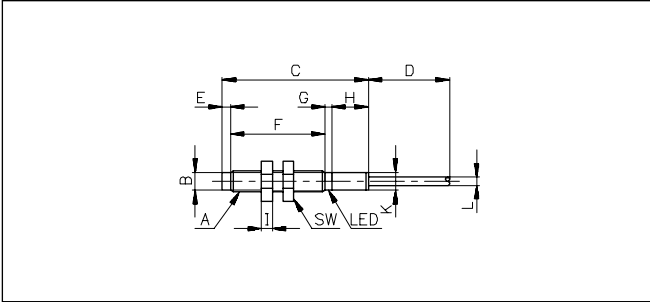


Dimensions

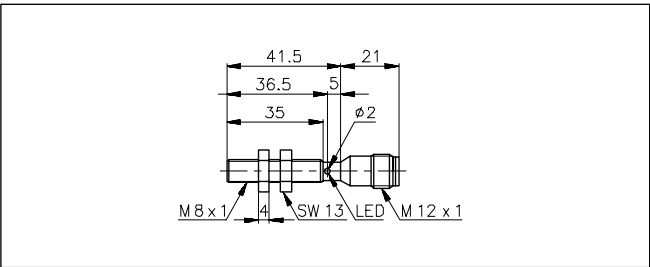
Type	A	B Ø mm	C mm	D mm	E mm	F mm	G mm	H mm	I mm	SW mm	K
EI 0801	M 8 x 1	6.7	51	2000	0	35	2.5	13.5	4	13	Ø 6.5
EI 0802	M 8 x 1	6.7	54	2000	3	35	2.5	13.5	4	13	Ø 6.5



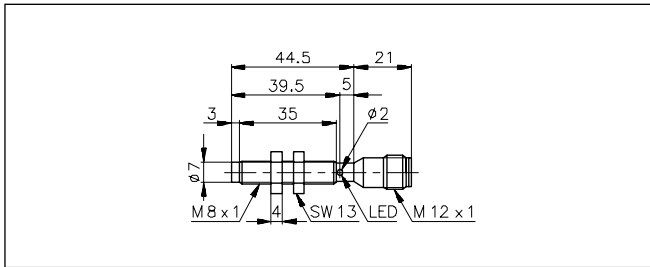
EI 06



EI 080.



EI 0801-1



EI 0802-1

Wiring Diagrams

Refer to “Wiring Diagrams”,
Technical information.

Installation Hints

Refer to “Installation Hints”,
Technical information.

Accessories

Refer to “Accessories”,
Technical information.

Power Supplies

Power supplies VDC:
> SS 130/140.
Power supplies with ampli-
fier relays: > SV 190.