

1 310 nm FOR LONG HAUL 2.5 Gb/s InGaAsP MQW-DFB LASER DIODE TOSA

DESCRIPTION

The NX8311UD is a 1 310 nm Multiple Quantum Well (MQW) structured Distributed Feed-Back (DFB) laser diode TOSA (transmitter optical sub-assembly) with InGaAs monitor PIN-PD in a receptacle type package designed for SFF/SFP transceiver with LC duplex receptacle.

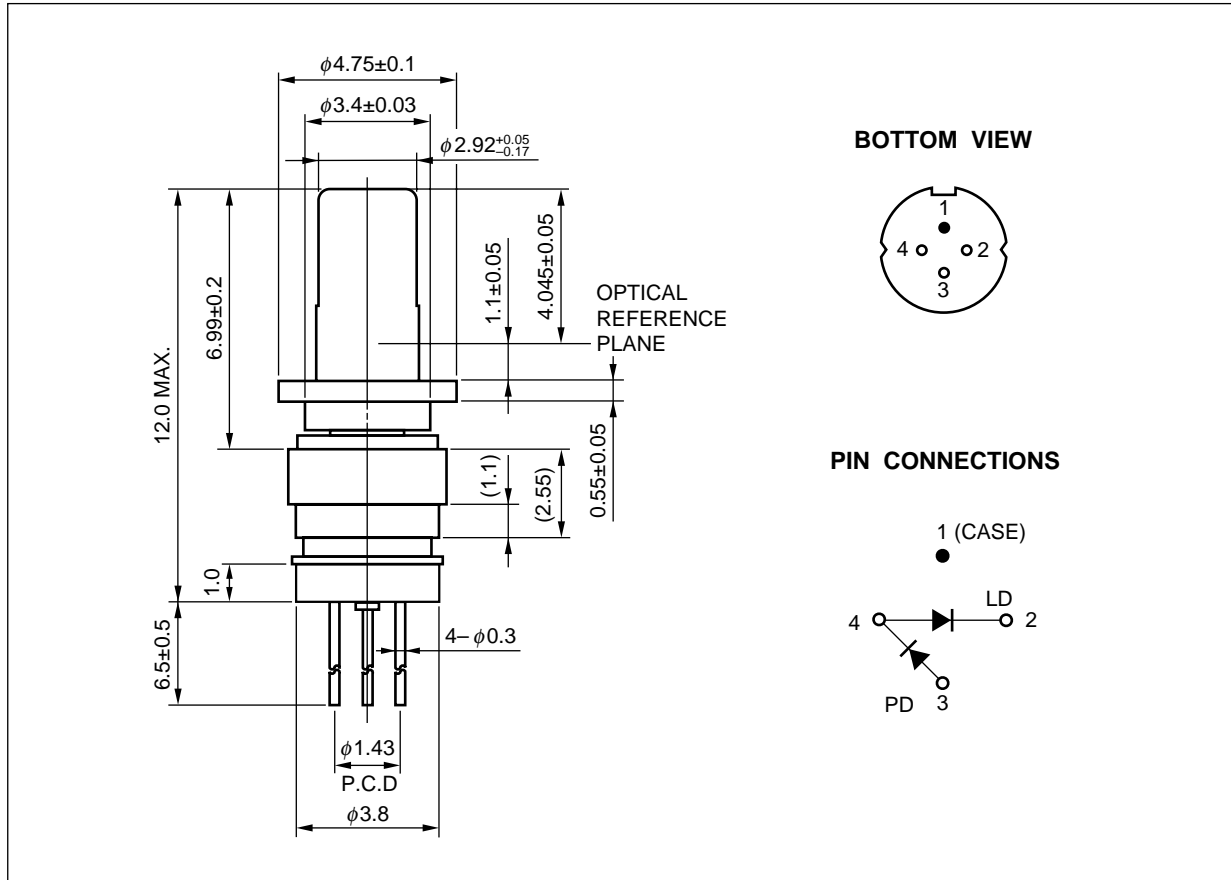
FEATURES

- ★ • Applications STM-16 (L-16.1), SONET OC-48 (LR)
- Internal optical isolator
- Optical output power $P_r = 2.0 \text{ mW}$
- Low threshold current $I_{th} = 10 \text{ mA TYP. @ } T_c = 25^\circ\text{C}$
- Wide operating temperature range $T_c = -20 \text{ to } +85^\circ\text{C}$
- InGaAs monitor PIN-PD
- ★ • Small package $\phi 3.8 \text{ mm TOSA (Total length 12.0 mm MAX.)}$



The information in this document is subject to change without notice. Before using this document, please confirm that this is the latest version.

★ PACKAGE DIMENSIONS (UNIT: mm)



ORDERING INFORMATION (Solder Contains Lead)

Part Number	Package	Pin Connections
NX8311UD	ϕ 3.8 mm TOSA	

ORDERING INFORMATION (Pb-Free)

Part Number	Package	Pin Connections
NX8311UD-AZ*	ϕ 3.8 mm TOSA	

***NOTE:**

Please refer to the last page of this data sheet, "Compliance with EU Directives" for PB-Free RoHS Compliance Information.

ABSOLUTE MAXIMUM RATINGS

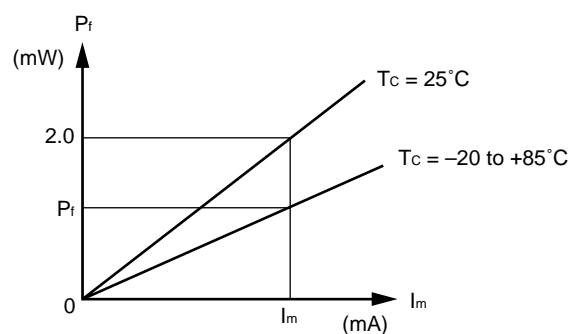
Parameter	Symbol	Ratings	Unit
Optical Output Power from Fiber	P_i	5.0	mW
Forward Current of LD	I_F	150	mA
Reverse Voltage of LD	V_R	2.0	V
Forward Current of PD	I_F	2.0	mA
Reverse Voltage of PD	V_R	15	V
Operating Case Temperature	T_C	-20 to +85	°C
Storage Temperature	T_{stg}	-40 to +85	°C
Lead Soldering Temperature	T_{sld}	350 (3 sec.)	°C

★

ELECTRO-OPTICAL CHARACTERISTICS (T_c = –20 to +85°C, unless otherwise specified)

Parameter	Symbol	Conditions	MIN.	TYP.	MAX.	Unit
Operating Voltage	V _{op}	CW, P _f = 2.0 mW		1.2	1.6	V
Threshold Current	I _{th}	CW,	2		50	mA
		CW, T _c = 25°C	4	10	20	
Optical Output Power from Fiber	P _f	CW		2.0		mW
Modulation Current	I _{mod}	CW, P _f = 2.0 mW	7		50	mA
		CW, P _f = 2.0 mW, T _c = 25°C	9	20	30	
Differential Efficiency	η _d	CW, P _f = 2.0 mW	0.04		0.29	W/A
		CW, P _f = 2.0 mW, T _c = 25°C	0.07	0.10	0.20	
Peak Emission Wavelength	λ _p	CW, P _f = 2.0 mW, RMS (–20 dB)	1 280		1 335	nm
Side Mode Suppression Ratio	SMSR	CW, P _f = 2.0 mW	30			dB
Rise Time	t _r	I _b = I _{th} , 10-90%			200	ps
Fall Time	t _f	I _b = I _{th} , 90-10%			200	ps
Monitor Current	I _m	CW, V _R = 1.5 V, P _f = 1.0 mW	100		2 000	μA
Monitor Dark Current	I _D	V _R = 1.5 V			500	nA
		V _R = 1.5 V, T _c = 25°C			50	
Tracking Error* ¹	γ	CW, I _m = const. (@ P _f = 2.0 mW)	–1.0		1.0	dB
Connector Repeatability	–	With master pigtail	–1.0		1.0	dB
Optical Isolation	I _s	CW, P _f = 2.0 mW	20			dB

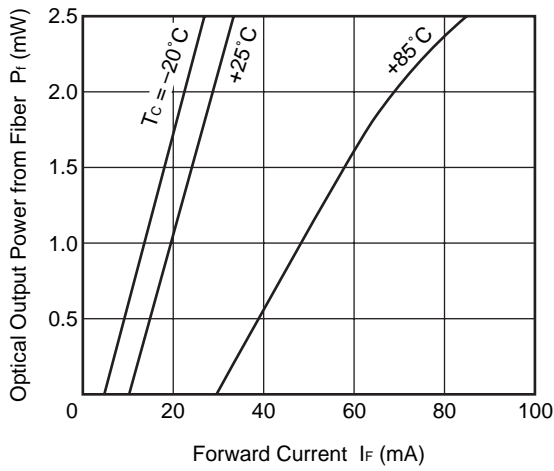
*1 Tracking Error: γ



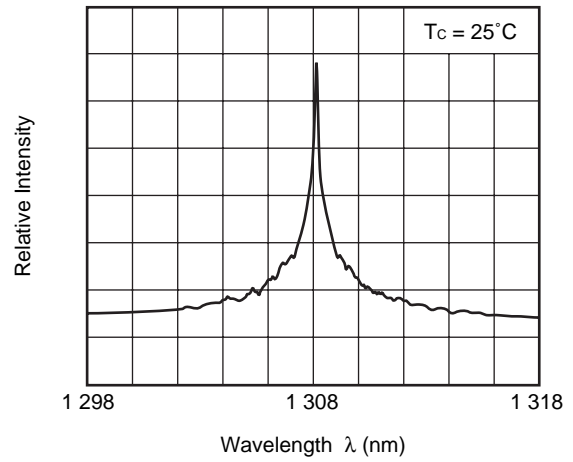
$$\gamma = \left| 10 \log \frac{P_f}{2.0} \right| [\text{dB}]$$

★ TYPICAL CHARACTERISTICS ($T_C = 25^\circ\text{C}$, unless otherwise specified)

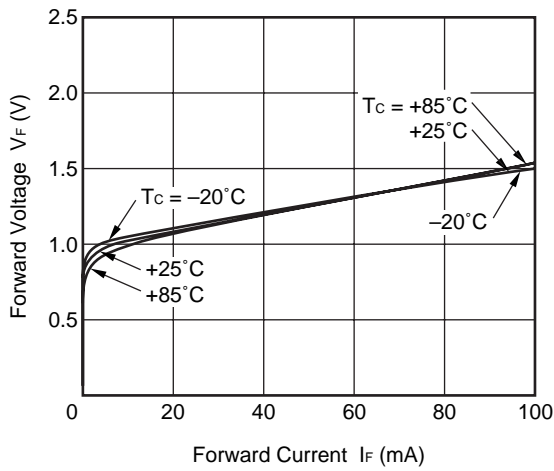
OPTICAL OUTPUT POWER FROM FIBER vs. FORWARD CURRENT



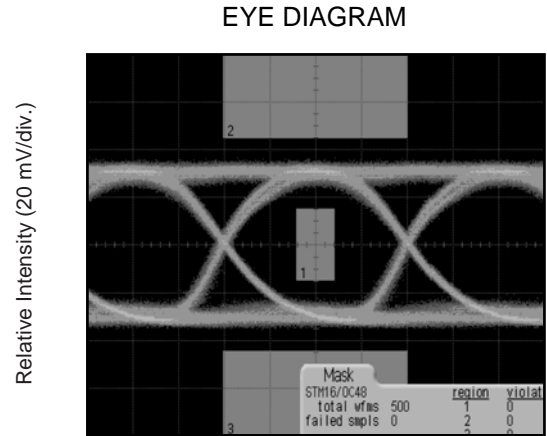
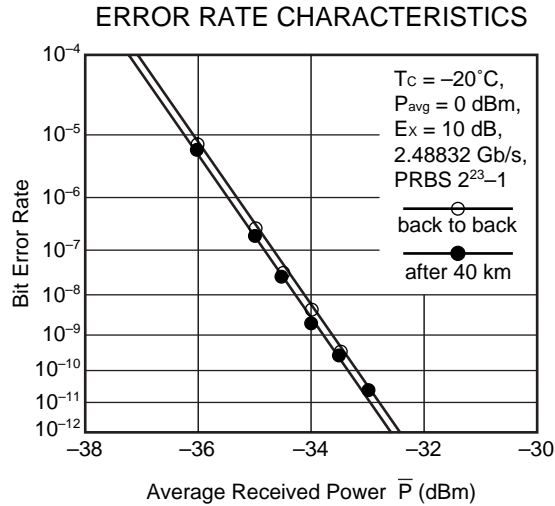
SPECTRUM



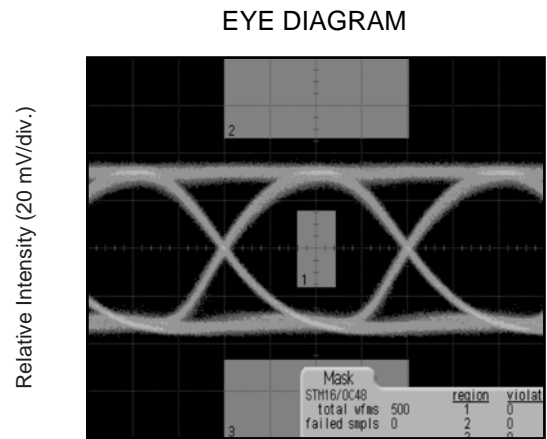
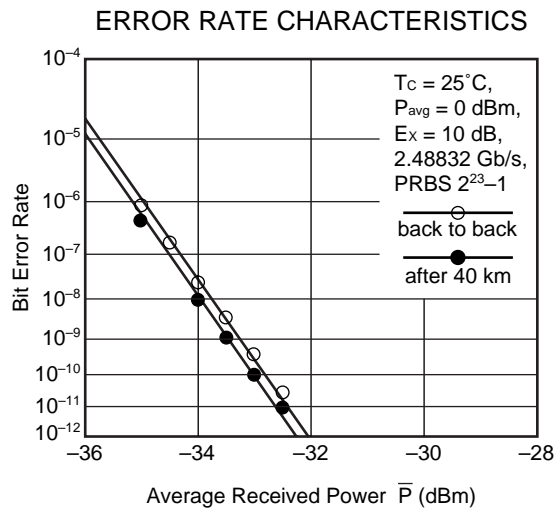
FORWARD VOLTAGE vs. FORWARD CURRENT



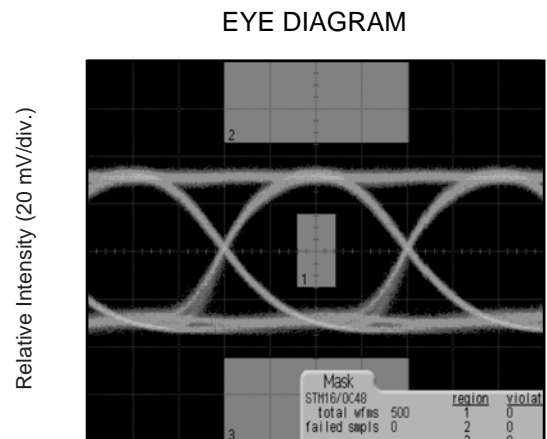
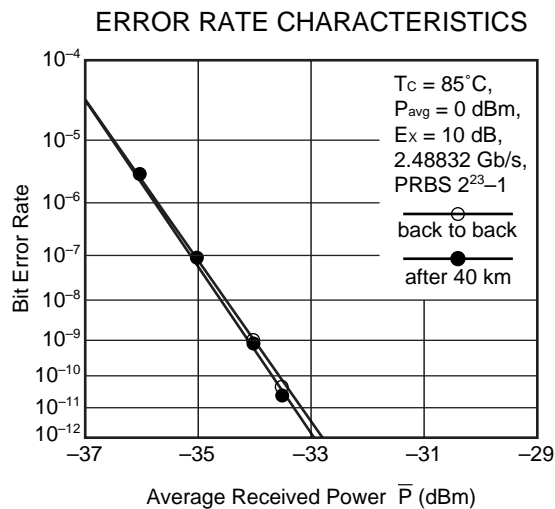
Remark The graphs indicate nominal characteristics.



Back to Back (100 ps/div.)



Back to Back (100 ps/div.)



Back to Back (100 ps/div.)

Remark The graphs indicate nominal characteristics.

LD ϕ 3.8 mm FP-TOSA PACKAGES FAMILY FOR OPTICAL FIBER COMMUNICATIONS

Part Number	Absolute Maximum Ratings		Electro-Optical Characteristics				Application	Package
			@T _C = 25°C	@T _C				
	T _C (°C)	T _{stg} (°C)	I _{th} (mA)	P _f (mW)	λ _C (nm)			
			TYP.	TYP.	MIN.	MAX.		
NX7312UA-AZ*	−40 to +85	−40 to +85	8	0.2	1 274	1 356	156 Mb/s: STM-1 (S-1.1) 622 Mb/s: STM-4 (S-4.1)	ϕ 3.8 mm TOSA
NX7313UA-AZ*	−40 to +85	−40 to +85	8	0.6	1 270	1 355	1.25 Gb/s: GbE	ϕ 3.8 mm TOSA
NX7314UA-AZ*	−40 to +85	−40 to +85	8	1.0	1 263	1 360	156 Mb/s: STM-1 (L-1.1)	ϕ 3.8 mm TOSA
NX7315UA-AZ*	−40 to +85	−40 to +85	8	0.6	1 266	1 360	2.5 Gb/s: STM-16 (I-16)	ϕ 3.8 mm TOSA

***NOTE:**

Please refer to the last page of this data sheet, "Compliance with EU Directives" for PB-Free RoHS Compliance Information.

LD ϕ 3.8 mm DFB-TOSA PACKAGES FAMILY FOR OPTICAL FIBER COMMUNICATIONS

Part Number	Absolute Maximum Ratings		Electro-Optical Characteristics				Application	Package
			@T _C = 25°C	@T _C				
	T _C (°C)	T _{stg} (°C)	I _{th} (mA)	P _f (mW)	λ _p (nm)			
			TYP.	TYP.	MIN.	MAX.		
NX8310UA-AZ*	−40 to +85	−40 to +85	10	2.0	1 280	1 335	622 Mb/s: STM-4 (L-4.1)	ϕ3.8 mm TOSA
NX8311UD-AZ*	−20 to +85	−40 to +85	10	2.0	1 280	1 335	2.5 Gb/s: STM-16 (L-16.1)	ϕ3.8 mm TOSA
NX8312UA-AZ*	−20 to +85	−40 to +85	10	1.0	1 280	1 335	2.5 Gb/s: STM-16 (S-16.1)	ϕ3.8 mm TOSA
NX8312UD-AZ*	−20 to +85	−40 to +85	10	1.0	1 280	1 335	2.5 Gb/s: STM-16 (S-16.1)	ϕ3.8 mm TOSA

***NOTE:**

Please refer to the last page of this data sheet, "Compliance with EU Directives" for PB-Free RoHS Compliance Information.

REFERENCE

Document Name	Document No.
OPTICAL SEMICONDUCTOR DEVICES FOR FIBEROPTIC COMMUNICATIONS SELECTION GUIDE	PX10161E
Opto-Electronics Devices Pamphlet	PX10160E

Subject: Compliance with EU Directives

CEL certifies, to its knowledge, that semiconductor and laser products detailed below are compliant with the requirements of European Union (EU) Directive 2002/95/EC Restriction on Use of Hazardous Substances in electrical and electronic equipment (RoHS) and the requirements of EU Directive 2003/11/EC Restriction on Penta and Octa BDE.

CEL Pb-free products have the same base part number with a suffix added. The suffix –A indicates that the device is Pb-free. The –AZ suffix is used to designate devices containing Pb which are exempted from the requirement of RoHS directive (*). In all cases the devices have Pb-free terminals. All devices with these suffixes meet the requirements of the RoHS directive.

This status is based on CEL's understanding of the EU Directives and knowledge of the materials that go into its products as of the date of disclosure of this information.

Restricted Substance per RoHS	Concentration Limit per RoHS (values are not yet fixed)	Concentration contained in CEL devices	
		-A	-AZ
Lead (Pb)	< 1000 PPM	Not Detected	(*)
Mercury	< 1000 PPM	Not Detected	
Cadmium	< 100 PPM	Not Detected	
Hexavalent Chromium	< 1000 PPM	Not Detected	
PBB	< 1000 PPM	Not Detected	
PBDE	< 1000 PPM	Not Detected	

If you should have any additional questions regarding our devices and compliance to environmental standards, please do not hesitate to contact your local representative.

Important Information and Disclaimer: Information provided by CEL on its website or in other communications concerning the substance content of its products represents knowledge and belief as of the date that it is provided. CEL bases its knowledge and belief on information provided by third parties and makes no representation or warranty as to the accuracy of such information. Efforts are underway to better integrate information from third parties. CEL has taken and continues to take reasonable steps to provide representative and accurate information but may not have conducted destructive testing or chemical analysis on incoming materials and chemicals. CEL and CEL suppliers consider certain information to be proprietary, and thus CAS numbers and other limited information may not be available for release.

In no event shall CEL's liability arising out of such information exceed the total purchase price of the CEL part(s) at issue sold by CEL to customer on an annual basis.

See CEL Terms and Conditions for additional clarification of warranties and liability.