

CMKD2836
CMKD2838

SURFACE MOUNT ULTRAmi™
DUAL PAIR
HIGH SPEED
SWITCHING SILICON DIODES

ULTRAmi™



SOT-363 CASE

Central™
Semiconductor Corp.

DESCRIPTION:

The CENTRAL SEMICONDUCTOR CMKD2836 and CMKD2838 types consist of four high speed switching diodes arranged in two electrically isolated configurations (Common Anode and Common Cathode). These devices are manufactured by the epitaxial planar process, in an epoxy molded ULTRAmi™ surface mount package, designed for high speed switching applications.

The following configurations are available:

CMKD2836 DUAL PAIR, COMMON ANODE
CMKD2838 DUAL PAIR, COMMON CATHODE

MARKING CODE: K36

MARKING CODE: K38

MAXIMUM RATINGS: ($T_A=25^\circ\text{C}$)

	SYMBOL		UNITS
Peak Repetitive Reverse Voltage	V_{RRM}	75	V
Average Forward Current	I_O	200	mA
Peak Forward Current	I_{FM}	300	mA
Power Dissipation	P_D	350	mW
Operating and Storage Junction Temperature	T_J, T_{stg}	-65 to +150	$^\circ\text{C}$
Thermal Resistance	θ_{JA}	357	$^\circ\text{C/W}$

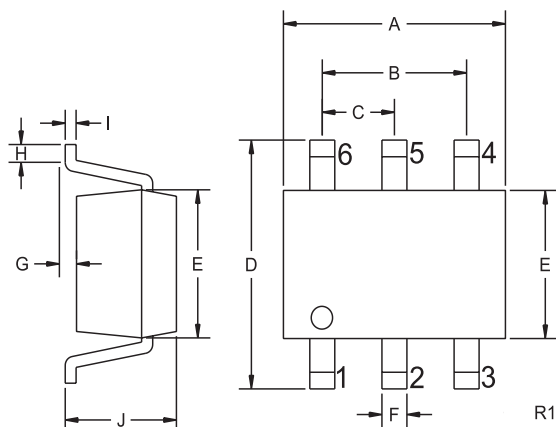
ELECTRICAL CHARACTERISTICS PER DIODE: ($T_A=25^\circ\text{C}$ unless otherwise noted)

SYMBOL	TEST CONDITIONS	MIN	TYP	MAX	UNITS
B_{VR}	$I_R=100\mu\text{A}$	75			V
I_R	$V_R=50\text{V}$			100	nA
V_F	$I_F=10\text{mA}$			1.0	V
V_F	$I_F=50\text{mA}$			1.0	V
V_F	$I_F=100\text{mA}$			1.2	V
C_T	$V_R=0$, $f=1\text{ MHz}$		1.5	4.0	pF
t_{rr}	$I_R=I_F=10\text{mA}$, $R_L=100\Omega$, Rec. to 1.0mA			4.0	ns

R2 (18-March 2004)

**SURFACE MOUNT ULTRAmi[™]
DUAL PAIR
HIGH SPEED
SWITCHING SILICON DIODES**

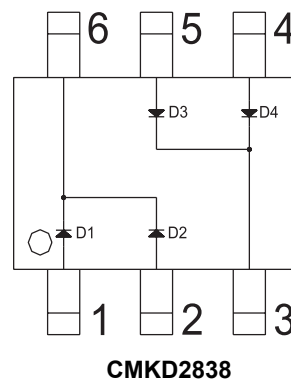
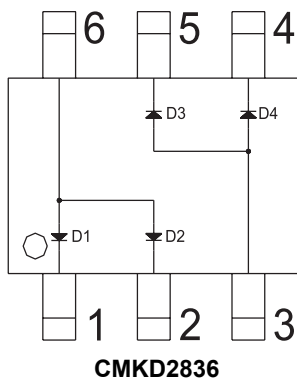
SOT-363 CASE - MECHANICAL OUTLINE



SYMBOL	INCHES		MILLIMETERS	
	MIN	MAX	MIN	MAX
A	0.073	0.085	1.85	2.15
B	0.051		1.30	
C	0.026		0.65	
D	0.075	0.091	1.90	2.30
E	0.043	0.055	1.10	1.40
F	0.006	0.012	0.15	0.30
G	0.000	0.004	0.00	0.10
H	0.010	-	0.25	-
I	0.004	0.010	0.10	0.25
J	0.031	0.039	0.80	1.00

SOT-363 (REV: R1)

PIN OUT



MARKING CODE:
CMKD2836: K36
CMKD2838: K38

R2 (18-March 2004)