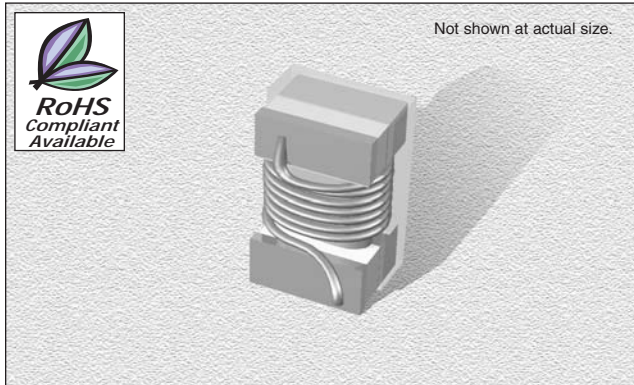


CT0603CS Series

From 1.6 nH to 390 nH

ENGINEERING KIT #5



CHARACTERISTICS

Description: SMD ceramic core wire-wound high current chip inductor

Applications: Telecommunication equipment, mobile phones, small size pagers, computers, printers and relevant equipment. Also, audio & video applications and the automotive electronics industry. High frequency applications

Operating Temperature: -40°C to +125°C

Inductance Tolerance: $\pm 2\%$, $\pm 5\%$, $\pm 10\%$, $\pm 20\%$

Testing: Inductance and Q are tested on an HP4287A at specified frequency

Packaging: Tape & Reel

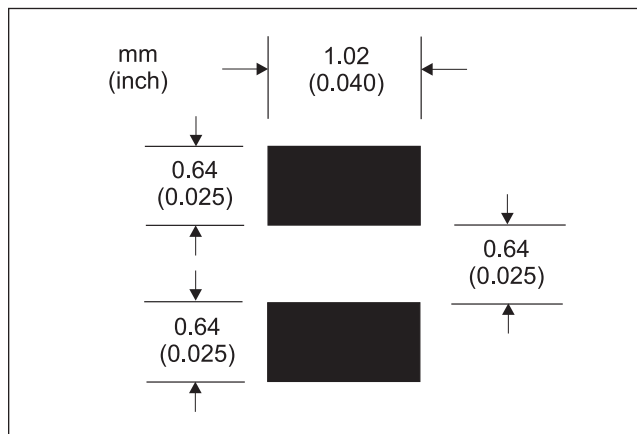
Marking: Reels are marked with inductance code and tolerance

Miscellaneous: RoHS Compliant available. Additional values available

Additional Information: Additional electrical & physical information available upon request

Samples available. See website for ordering information.

PAD LAYOUT



SPECIFICATIONS

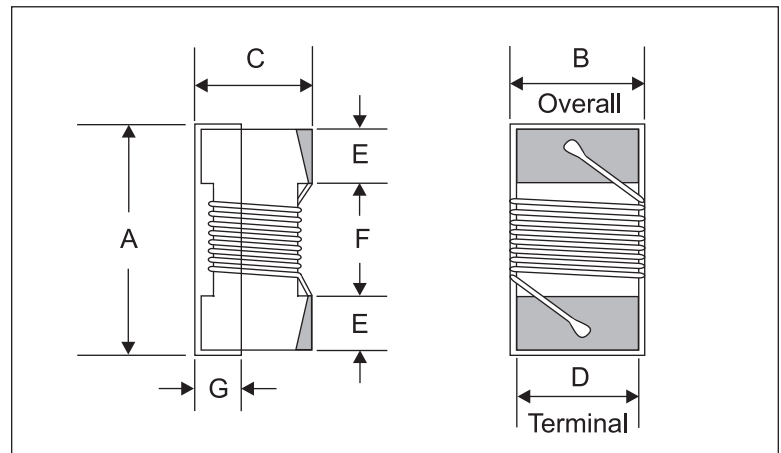
Please specify tolerance code when ordering.
CT0603CS-1N6_ ← G = $\pm 2\%$, J = $\pm 5\%$, K = $\pm 10\%$, M = $\pm 20\%$
* J, K or M only

CT0603CSE Please specify "F" for RoHS Compliant

Part Number	Inductance (nH)	L Test Freq. (MHz)	Q Fact. Min.	Q Test Freq. (MHz)	SRF Min. (MHz)	DCR Max. (Ω)	Rated DC (mA)
CT0603CS-1N6_*	1.6	250	24	250	12500	.03	700
CT0603CS-1N8_*	1.8	250	16	250	12500	.05	700
CT0603CS-3N6_	3.6	250	22	250	5900	.06	700
CT0603CS-3N9_	3.9	250	22	250	6900	.08	700
CT0603CS-4N3_	4.3	250	22	250	5900	.06	700
CT0603CS-4N7_	4.7	250	20	250	5800	.12	700
CT0603CS-5N1_	5.1	250	20	250	5700	.14	700
CT0603CS-5N6_	5.6	250	20	250	5700	.14	700
CT0603CS-6N3_	6.3	250	20	250	5700	.14	700
CT0603CS-6N8_	6.8	250	27	250	5800	.11	700
CT0603CS-7N5_	7.5	250	28	250	4800	.11	700
CT0603CS-8N2_	8.2	250	28	250	4700	.11	700
CT0603CS-8N7_	8.7	250	28	250	4600	.11	700
CT0603CS-9N5_	9.5	250	28	250	5400	.14	700
CT0603CS-10N_	10	250	31	250	4800	.13	700
CT0603CS-11N_	11	250	33	250	4000	.09	700
CT0603CS-12N_	12	250	35	250	4000	.13	700
CT0603CS-15N_	15	250	35	250	4000	.17	700
CT0603CS-16N_	16	250	34	250	3300	.10	700
CT0603CS-18N_	18	250	35	250	3100	.17	700
CT0603CS-22N_	22	250	38	250	3000	.19	700
CT0603CS-23N_	23	250	38	250	2850	.19	700
CT0603CS-24N_	24	250	37	250	2650	.14	700
CT0603CS-27N_	27	250	40	250	2800	.22	600
CT0603CS-30N_	30	250	37	250	2250	.14	600
CT0603CS-33N_	33	250	40	250	2300	.22	600
CT0603CS-36N_	36	250	38	250	2080	.25	600
CT0603CS-39N_	39	250	40	250	2200	.25	600
CT0603CS-43N_	43	250	39	250	2000	.28	600
CT0603CS-47N_	47	200	38	200	2000	.28	600
CT0603CS-56N_	56	200	38	200	1900	.31	600
CT0603CS-68N_	68	200	37	200	1700	.34	600
CT0603CS-72N_	72	150	34	150	1700	.49	400
CT0603CS-82N_	82	150	34	150	1700	.54	400
CT0603CS-R10_	100	150	34	150	1400	.58	400
CT0603CS-R11_	110	150	32	150	1350	.61	300
CT0603CS-R12_	120	150	32	150	1300	.65	300
CT0603CS-R15_	150	150	28	150	990	.92	280
CT0603CS-R18_	180	100	25	100	990	1.3	240
CT0603CS-R22_	220	100	25	100	900	1.9	200
CT0603CS-R27_	270	100	24	100	900	2.8	170
CT0603CS-R33_*	330	100	25	100	900	3.9	100
CT0603CS-R39_*	390	100	25	100	900	4.4	100

PHYSICAL DIMENSIONS

Size	A Max.	B Max.	C Max.	D	E	F	G
mm	1.8	1.12	1.02	0.76	0.33	0.86	0.38
inches	0.07	0.044	0.04	0.03	0.013	0.034	0.015



01.14.05