

FEATURES:

- Large switching capacity up to 80A
- Small size and light weight
- PCB pin and quick connect mounting available
- Suitable for automobile and lamp accessories
- QS-9000, ISO-9002 Certified Manufacturing



28.5 x 28.5 x 26.5 (40.0) mm

CONTACT DATA

Contact Arrangement	1A = SPST N.O. 1B = SPST N.C. 1C = SPDT 1U = SPST N.O. (2 terminals)		
Contact Rating	Contact Configuration	Standard	Heavy Duty
	1A	60A @ 14VDC	80A @ 14VDC
	1B	40A @ 14VDC	70A @ 14VDC
	1C	60A @ 14VDC N.O. 40A @ 14VDC N.C.	80A @ 14VDC N.O. 70A @ 14VDC N.C.
	1U	2x25A @ 14VDC	2x25A @ 14VDC
Contact Resistance	< 30 milliohms initial		
Contact Material	AgSnO ₂ In ₂ O ₃		
Maximum Switching Power	980W		
Maximum Switching Voltage	75VDC		
Maximum Switching Current	80A		

COIL DATA

Coil Voltage VDC		Coil Resistance $\Omega \pm 10\%$	Pick Up Voltage VDC (max)	Release Voltage VDC (min)	Coil Power W	Operate Time ms	Release Time ms
Rated	Max.	1.8W	75% of rated voltage	10% of rated voltage	1.8	7	5
6	7.8		4.2	0.6			
12	15.6	80	8.4	1.2			
24	31.2	320	16.8	2.4			

CAUTION:

1. The use of any coil voltage less than the rated coil voltage may compromise the operation of the relay.
2. Pickup and release voltages are for test purposes only and are not to be used as design criteria.

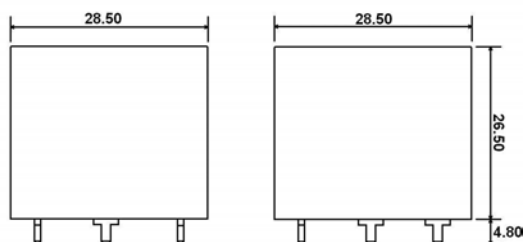
GENERAL DATA

Electrical Life @ rated load	100K cycles, typical
Mechanical Life	10M cycles, typical
Insulation Resistance	100M Ω min @ 500VDC
Dielectric Strength, Coil to Contact	500V rms min. @ sea level
Contact to Contact	500V rms min. @ sea level
Shock Resistance	147m/s ² for 11ms
Vibration Resistance	1.5mm double amplitude 10-40Hz
Terminal (Copper Alloy) Strength	8N (Quick Connect), 4N (PCB Pins)
Operating Temperature	-40 °C to + 85 °C
Storage Temperature	-40 °C to + 155 °C
Solderability	230 °C \pm 2 °C for 10 \pm 0.5s
Weight	46g

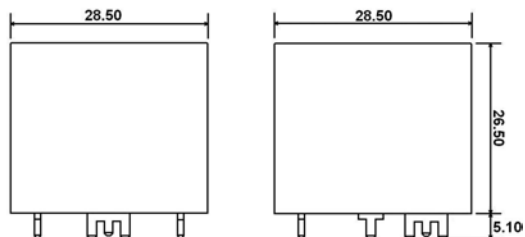
ORDERING INFORMATION

1. Series:	CTA3F	1C	S	P	24VDC	2
CTA3 standard CTA3F with mounting flange CTA3M with metal bracket						
2. Contact Arrangement:						
1A = SPST N.O. 1B = SPST N.C. 1C = SPDT 1U = SPST N.O. **Only available with standard contacts						
3. Sealing Options:						
S = Sealed C = Dust Cover						
4. Termination Options:						
P = PCB Pins Q = Quick Connect						
5. Coil Voltage:						
6VDC 12VDC 24VDC						
6. Contacts:						
1 = Standard 2 = Heavy Duty						
7. Coil Suppression:						
Blank = Standard D = Diode (1N4005) Cathode on "86" terminal R = Resistor (680 Ohms) 2D = 2 diodes (1N4005) DR = Diode & Resistor (1N4005 & 680 Ohms) Cathode on "86" terminal ** Consult factory if other values are needed.						

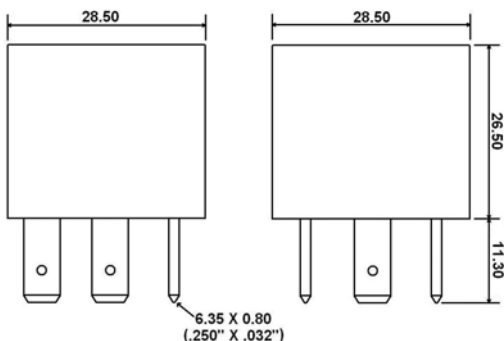
DIMENSIONS – CTA3 (Units = mm)



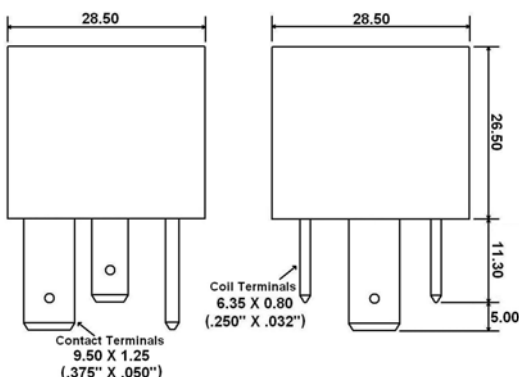
Standard contacts (1) with PC Pins



Heavy duty contacts (2) with PC Pins



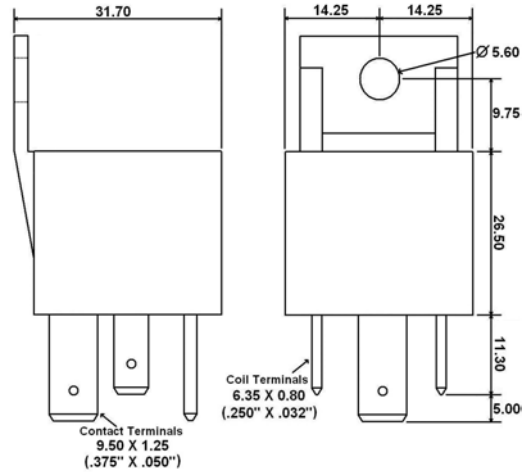
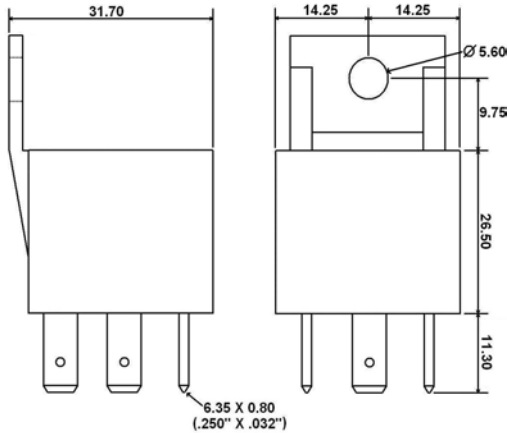
Standard contacts (1) with Quick Connects



Heavy duty contacts (2) with Quick Connects

Distributor: Electro-Stock www.electrostock.com Tel: 630-682-1542 Fax: 630-682-1562

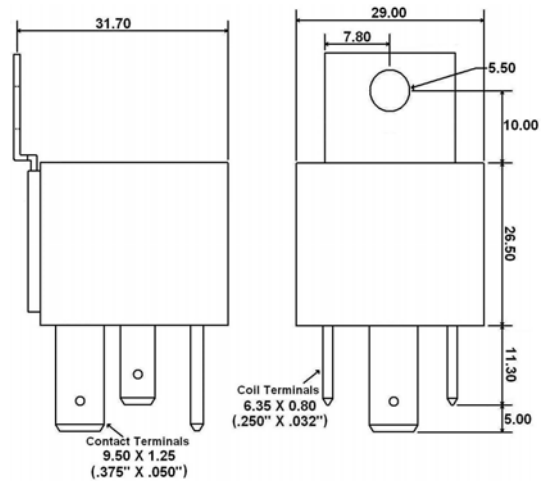
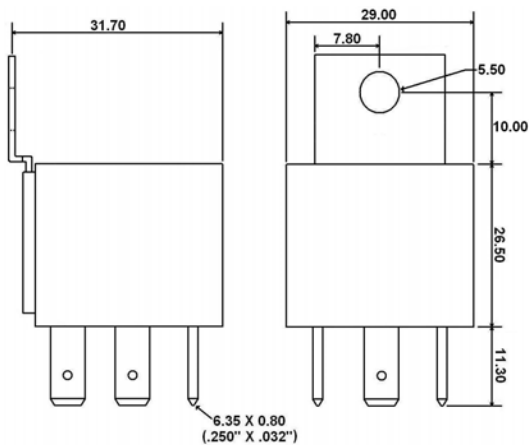
DIMENSIONS – CTA3F (Units = mm)



Standard contacts (1) with Quick Connects

Heavy duty contacts (2) with Quick Connects

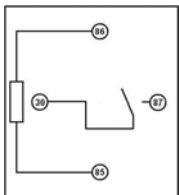
DIMENSIONS – CTA3M (Units = mm)



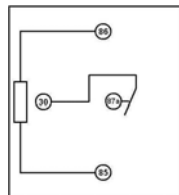
Standard contacts (1) with Quick Connects

Heavy duty contacts (2) with Quick Connects

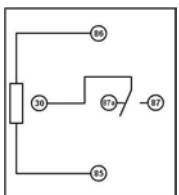
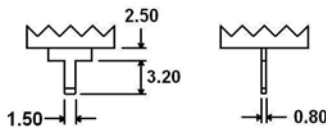
SCHEMATICS, PC PIN DIMENSIONS, & PC LAYOUTS (BOTTOM VIEWS)



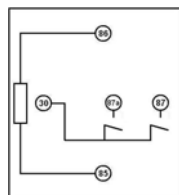
1A



1B



1C



1U

