

FEATURES:

- Switching capacity up to 6A
- Small size and light weight
- Low coil power consumption
- Up to 48VDC coil voltage
- Strong resistance to shock and vibration

UL **E197851**



22.0 x 16.5 x 16.5 mm

CONTACT DATA

Contact Arrangement	2A = DPST N.O. 2B = DPDT N.C. 2C = DPDT
Contact Rating	5A @ 277VAC General Purpose, 100K Cycles 5A @ 30VDC Resistive, 100K Cycles 6A @ 125VAC Resistive 6A @ 30VDC Resistive
Contact Resistance	< 50 milliohms initial
Contact Material	AgNi + Au
Maximum Switching Power	180W 720VA
Maximum Switching Voltage	277VAC, 125VDC
Maximum Switching Current	6A

COIL DATA

Coil Voltage VDC		Coil Resistance $\Omega \pm 10\%$	Pick Up Voltage VDC (max)	Release Voltage VDC (min)	Coil Power W	Operate Time ms	Release Time ms
Rated	Max.		75% of rated voltage	10% of rated voltage			
3	3.9	15	2.25	0.3	.60	10	5
6	7.8	60	4.50	0.6			
9	11.7	135	6.75	0.9			
12	15.6	240	9.00	1.2			
24	31.2	960	18.00	2.4			
48	62.4	3840	36.00	4.8			

CAUTION:

1. The use of any coil voltage less than the rated coil voltage may compromise the operation of the relay.
2. Pickup and release voltages are for test purposes only and are not to be used as design criteria.

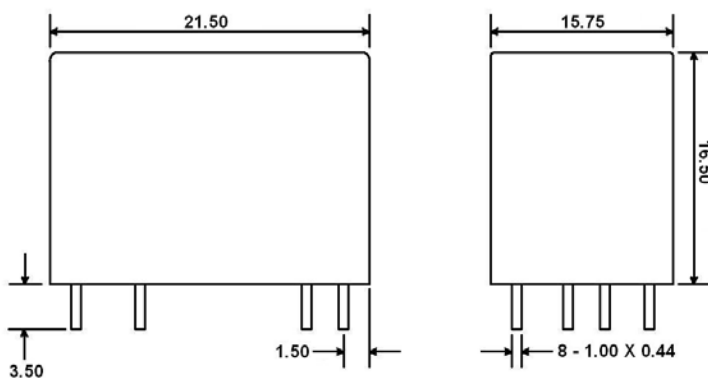
GENERAL DATA

Electrical Life @ rated load	100K cycles, typical
Mechanical Life	10M cycles, typical
Insulation Resistance	100M Ω min @ 500VDC
Dielectric Strength, Coil to Contact	1000V rms min. @ sea level
Contact to Contact	750V rms min. @ sea level
Shock Resistance	100m/s ² for 11ms
Vibration Resistance	1.50mm double amplitude 10-40Hz
Terminal (Copper Alloy) Strength	10N
Operating Temperature	-40 °C to + 85 °C
Storage Temperature	-40 °C to + 155 °C
Solderability	230 °C \pm 2 °C for 10 \pm 0.5s
Weight	12g

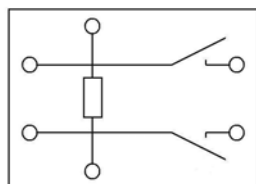
ORDERING INFORMATION

1. Series:	WJ098	2C	S	3VDC	.60
2. Contact Arrangement:					
2A = DPST N.O.					
2B = DPST N.C.					
2C = DPDT					
3. Sealing Options:					
S = Sealed					
4. Coil Voltage:					
3VDC					
6VDC					
9VDC					
12VDC					
24VDC					
48VDC					
5. Coil Power:					
.60 = .60W					

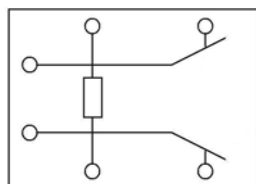
DIMENSIONS (Units = mm)



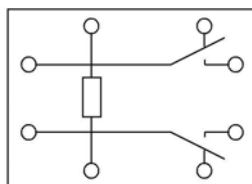
SCHEMATICS & PC LAYOUTS (BOTTOM VIEWS)



2A



2B



2C

