

FEATURES:

- UL F class rated standard
- Small size and light weight
- PC board mounting
- UL/CUL certified



19.0 x 15.5 x 15.3 mm

CONTACT DATA

Contact Arrangement	1A = SPST N.O. 1B = SPST N.C. 1C = SPDT
Contact Rating	6A @ 277VAC 10A @ 250 VAC & 28VDC 12A, 15A @ 125VAC & 28VDC 20A @ 125VAC & 16VDC, 1/3hp - 125/277 VAC
Contact Resistance	< 50 milliohms initial
Contact Material	AgCdO, AgSnO ₂
Maximum Switching Power	420W
Maximum Switching Voltage	380VAC, 110VDC
Maximum Switching Current	20A

COIL DATA

Coil Voltage VDC		Coil Resistance $\Omega \pm 10\%$			Pick Up Voltage VDC (max)	Release Voltage VDC (min)	Coil Power W	Operate Time ms	Release Time ms
Rated	Max.	.36W	.45W	.80W	75% of rated voltage	10% of rated voltage			
3	3.9	25	20	11	2.25	0.3	.36 .45 .80	10	5
5	6.5	70	56	31	3.75	0.5			
6	7.8	100	80	45	4.50	0.6			
9	11.7	225	180	101	6.75	0.9			
12	15.6	400	320	180	9.00	1.2			
18	23.4	900	720	405	13.5	1.8			
24	31.2	1600	1280	720	18.00	2.4			
48	62.4	6400	5120	2880	36.00	4.8			

CAUTION:

1. The use of any coil voltage less than the rated coil voltage may compromise the operation of the relay.
2. Pickup and release voltages are for test purposes only and are not to be used as design criteria.

GENERAL DATA

Electrical Life @ rated load	100K cycles, typical
Mechanical Life	10M cycles, typical
Insulation Resistance	100M Ω min @ 500VDC
Dielectric Strength, Coil to Contact	1500V rms min. @ sea level
Contact to Contact	750V rms min. @ sea level
Shock Resistance	100m/s ² for 11ms
Vibration Resistance	1.50mm double amplitude 10-40Hz
Operating Temperature	-55 °C to + 125 °C
Storage Temperature	-55 °C to + 155 °C
Solderability	230 °C \pm 2 °C for 10 \pm 0.5s
Weight	9.5g

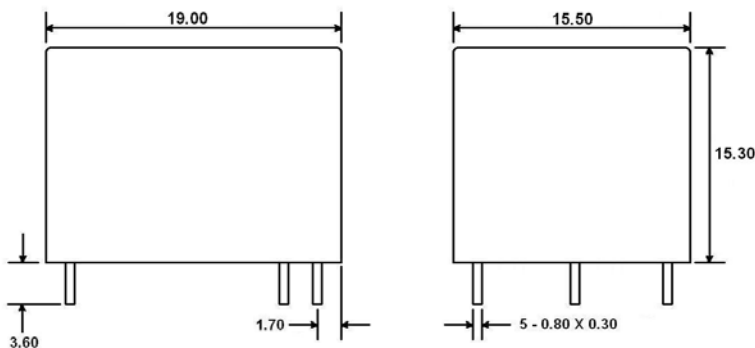
Distributor: Electro-Stock www.electrostock.com Tel: 630-682-1542 Fax: 630-682-1562

Distributor: Electro-Stock www.electrostock.com Tel: 630-682-1542 Fax: 630-682-1562

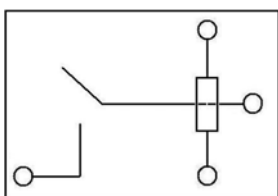
ORDERING INFORMATION

1. Series:	WJ107F	1C	S	12	12VDC	.36
WJ107F						
2. Contact Arrangement:						
1A = SPST N.O.						
1B = SPST N.C.						
1C = SPDT						
3. Sealing Options:						
S = Sealed						
4. Contact Rating:						
12 = 12A						
15 = 15A						
20 = 20A (20Amp available in .45 or .80 Watt coils only)						
5. Coil Voltage:						
3VDC						
5VDC						
6VDC						
9VDC						
12VDC						
18VDC						
24VDC						
48VDC						
6. Coil Power:						
.36 = .36W						
.45 = .45W						
.80 = .80W						
7. Contact Material:						
Blank = AgCdO						
Z = AgSnO ₂						

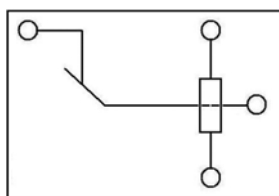
DIMENSIONS (Units = mm)



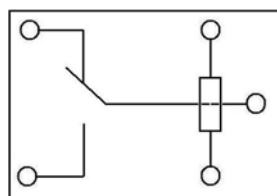
SCHEMATICS & PC LAYOUTS (BOTTOM VIEWS)



1A



1B



1C

