

Distributor: **Electro-Stock** www.electrostock.com Tel: 630-682-1542 Fax: 630-682-1562

FEATURES:

- Switching capacity up to 20A
- PC pins and quick connect terminals
- Uses include household appliances
- High inrush capability
- Strong resistance to shock and vibration

US E197851



28.9 x 12.6 x 24.3(34.3) mm

CONTACT DATA

| | |
|---------------------------|--|
| Contact Arrangement | 1A = SPST N.O. |
| Contact Rating | 16A @ 250VAC/28VDC general purpose 20A @ 125VAC general purpose |
| Contact Resistance | < 50 milliohms initial |
| Contact Material | AgSnO ₂ |
| Maximum Switching Power | 448W, 4000 VA |
| Maximum Switching Voltage | 300VAC |
| Maximum Switching Current | 20A |

DC COIL DATA

| Coil Voltage VDC | | Coil Resistance $\Omega \pm 10\%$ | Pick Up Voltage VDC (max) 75% of rated voltage | Release Voltage VDC (min) 10% of rated voltage | Coil Power W | Operate Time ms | Release Time ms |
|---------------------|------|--------------------------------------|---|---|-----------------|--------------------|--------------------|
| Rated | Max. | .54W | | | | | |
| 5 | 6.5 | 46 | 3.75 | .50 | .54 | 20 | 10 |
| 6 | 7.8 | 67 | 4.50 | .60 | | | |
| 9 | 11.7 | 150 | 6.75 | .90 | | | |
| 12 | 15.6 | 270 | 9.00 | 1.2 | | | |
| 24 | 31.2 | 1100 | 18.00 | 2.4 | | | |
| 48 | 62.3 | 4267 | 36.00 | 4.8 | | | |

CAUTION:

1. The use of any coil voltage less than the rated coil voltage may compromise the operation of the relay.
2. Pickup and release voltages are for test purposes only and are not to be used as design criteria.

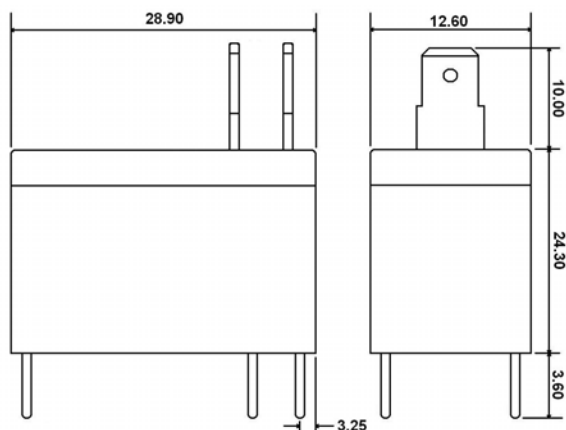
GENERAL DATA

| | |
|--------------------------------------|-------------------------------------|
| Electrical Life @ rated load | 100K cycles, typical |
| Mechanical Life | 10M cycles, typical |
| Insulation Resistance | 100M Ω min @ 500VDC |
| Dielectric Strength, Coil to Contact | 1000V rms min. @ sea level |
| Contact to Contact | 1000V rms min. @ sea level |
| Shock Resistance | 100m/s ² for 11ms |
| Vibration Resistance | 1.5mm double amplitude 10-40Hz |
| Terminal (Copper Alloy) Strength | 10N |
| Operating Temperature | -30 °C to + 55 °C |
| Storage Temperature | -40 °C to + 85 °C |
| Solderability | 230 °C \pm 2 °C for 10 \pm 0.5s |
| Weight | 15g |

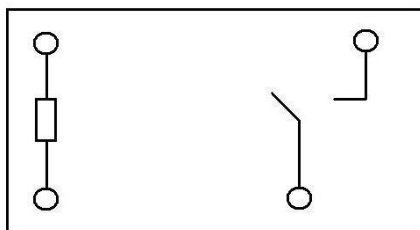
ORDERING INFORMATION

| | | | | |
|--------------------------------|---|----|---|-------|
| 1. Series: | WJ121 | 1A | S | 12VDC |
| 2. Contact Arrangement: | 1A = SPST N.O. | | | |
| 3. Sealing Options: | S = Sealed (standard) C = Dust Cover | | | |
| 4. Coil Voltage: | 5VDC 6VDC 9VDC 12VDC 24VDC 48VDC | | | |

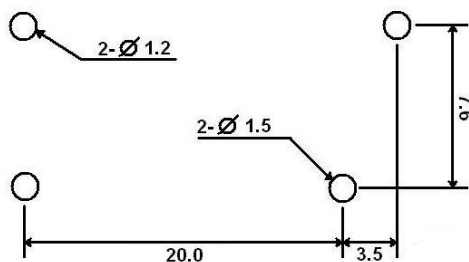
DIMENSIONS (Units = mm)



SCHEMATICS & PC LAYOUTS (BOTTOM VIEWS)



1A



**** The contacts are connected to the quick connect terminals on top of the relay as well as the PC terminals.**