

CRYDOM*Control over power*

Series HA60/HD60

25-125Amp • 600 Vac • AC Output

- **Zero Voltage and Random Turn-On Switching**
- **Panel Mount**
- **1200V Blocking Capability**
- **600Vac - the preferred choice in Canada**
- **Integrated Overvoltage Protection by Automatic Self Turn-On (Suffix P)**

Featuring state-of-the-art Surface Mount Technology, these SPST-NO relays deliver proven reliability in the most demanding applications. Output consists of an SCR AC switch and is available in zero-cross, random turn-on (phase controllable) and versions with either AC or DC input (coil) control.

Manufactured in Crydom's ISO 9001 Certified facility for optimum product performance and reliability.

MODEL NUMBERS	AC CONTROL DC CONTROL	HA6025 HD6025	HA6050 HD6050	HA6090 HD6090	HA60125 HD60125
OUTPUT SPECIFICATIONS ①					
Nominal Line Voltage ($\pm 10\%$) [Vrms]		600	600	600	600
Operating Voltage Range (47-63 Hz) [Vrms]		48-660	48-660	48-660	48-660
Max. Load Current ③ [Arms]		25	50	90	125
Min. Load Current, [mArms]		40	40	40	150
Transient Overvoltage [Vpk]		1200	1200	1200	1200
Max. Surge Current, (16.6ms) [Apk]		250	625	1,200	1,750
Max. On-State Voltage Drop @ Rated Current [Vpk]		1.7	1.7	1.7	1.7
Thermal Resistance Junction to Case ($R_{\theta JC}$) [$^{\circ}$ C/W]		1.02	0.63	0.28	0.22
Maximum $I^2 t$ for Fusing, (8.3 msec.) [$A^2 sec$]		260	1,620	6,000	12,700
Max. Off-State Leakage Current @ Rated Voltage [mArms] ⑦		5	5	5	5
Min. Off-State dv/dt @ Max. Rated Voltage [V/ μsec] ②		500	500	500	500
Max. Turn-On Time ⑤		1/2 Cycle (DC Input), 10.0 msec (AC Input)			
Max. Turn-Off Time		1/2 Cycle (DC Input), 40.0 msec (AC Input)			
Power Factor (Min.) with Max. Load		0.5	0.5	0.5	0.5

INPUT SPECIFICATIONS ①	DC CONTROL (D PREFIX)	AC CONTROL (A PREFIX) ④	AC CONTROL (E SUFFIX)
Control Voltage Range	3-32 Vdc	90-280 Vrms (60Hz)	18-36 Vrms
Max. Reverse Voltage	-32 Vdc	---	---
Max. Turn-On Voltage	3.0 Vdc	90 Vrms	18 Vrms
Min. Turn-Off Voltage	1.0 Vdc	10 Vrms	4.0 Vrms
Nominal Input Impedance	See Note ⑥	60K Ohms	9.0K Ohms
Typical Input Current	2.0 mA ⑥	2mA @ 120 Vrms, 4mA @ 240 Vrms	3mA @ 24 Vrms

GENERAL NOTES

© 2002 CRYDOM CORP, Specifications subject to change without notice.

① All parameters at 25°C unless otherwise specified.

② Off-State dv/dt test method per EIA/NARM standard RS-443, paragraph 13.11.1

③ Heat sinking required, for derating curves see page 2.

④ 24 Vac Input option, E suffix.

⑤ Turn-on time for random turn-on versions is 0.02 msec (DC Control Models).

⑥ Input circuitry incorporates active current limiter.

⑦ No internal snubber.

For recommended applications and more information contact:

USA: Sales Support (877) 502-5500 Tech Support (877) 702-7700 FAX (619) 710-8540

Crydom Corp, 2320 Paseo de las Americas, Ste. 201, San Diego, CA 92154

Email: sales@crydom.com WEB SITE: <http://www.crydom.com>

UK: +44 (0)1202 365070 • FAX +44 (0)1202 365090 Crydom International Ltd., 7 Cobham

Road, Ferndown Industrial Estate, Ferndown, Dorset BH21 7PE, Email: intsales@crydom.com.

GERMANY: +49 (0)180 3000 506



CRYDOM

Control over power

Series HA60/HD60

25-125Amp • 600 Vac • AC Output

GENERAL SPECIFICATIONS

Dielectric Strength 50/60Hz Input/Output/Base	4000 Vrms
Insulation Resistance (Min.) @ 500 Vdc	10 ⁹ Ohm
Max. Capacitance Input/Output	8 pF
Ambient Operating Temperature Range	-40 to 80°C
Ambient Storage Temperature Range	-40 to 125°C

MECHANICAL SPECIFICATIONS

Weight: (typical)	3.0 oz. (86.5g)
Encapsulation:	Thermally Conductive Epoxy
Terminals:	Screws and Saddle Clamps Furnished, Unmounted

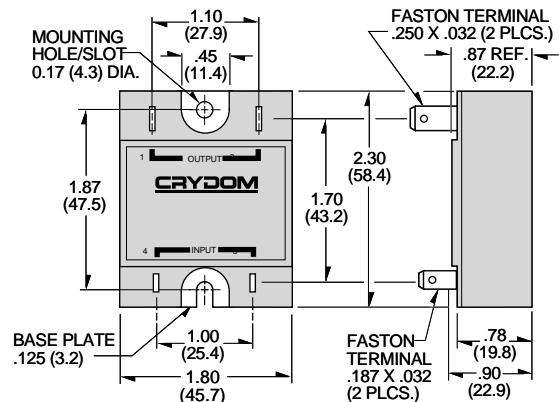
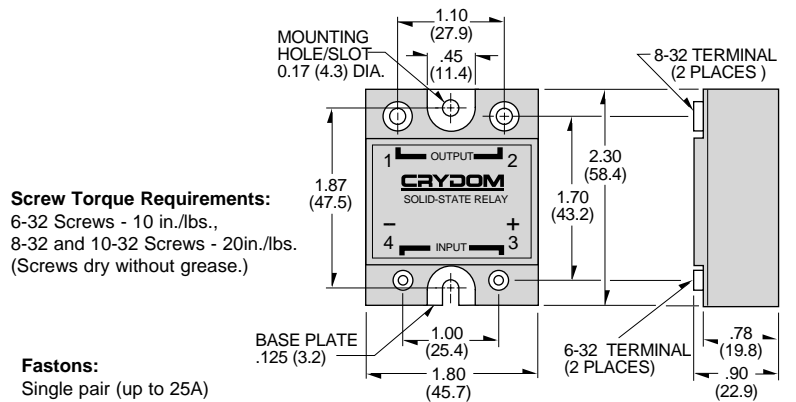
AVAILABLE OPTIONS

- E** 24 VAC Input (18-36 Vac)
Example: **HA6025E**
- F** Faston Terminals (Up to 50 Amp Models)
Example: **HD6050F**
- G** Input Status LED.
Agencies Approval Pending
Example: **HD6050G**
Note: Control Voltage Range 4.5-32Vdc for DC Control Models.
- P** Internal Overvoltage Protection.
Relay Will Self Trigger Between 900-1200 Vpk. Not Suitable For Capacitive Loads.
Agencies Approval Pending.
Example: **HD6025P**
- 10** Random Turn-On (AC & DC Control)
Phase Controllable (DC Control)
Example: **HD6090-10**

Ordering System: Combination of the suffixes should be made in the following order:
EFPG-10.

Example: **HA6050EFPG-10**

Crydom Heat Sinks offer excellent thermal management and are perfectly matched to the load current ratings of Crydom panel mount relays. Request Crydom's Heat Sink specification sheet for all the details.



All dimensions are in inches (millimeters)

APPROVALS

UL E116950
CSA LR81689
VDE 10143 UG



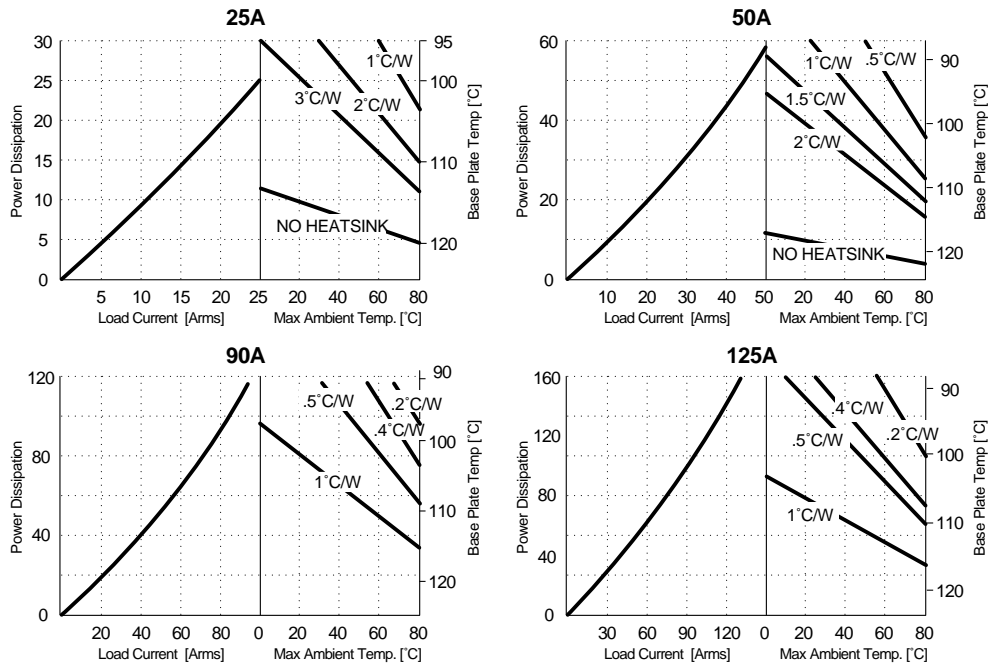
Series HA60/HD60

25-125Amp • 600 Vac • AC Output

CRYDOM

Control over power

CURRENT DERATING CURVES



© 2002 CRYDOM CORP, Specifications subject to change without notice.