



Series ODC, (S)MODC, X4ODC

DC Output Modules

- Status Indicating LED on X4 Series and 4A Fuse
- UL, CSA, and CE

Solid state I/O switching modules deliver an electrically clean, photo-isolated, noise-free "output" interface from logic level control systems to external loads such as motors, valves, solenoids, etc. -- or an "input" interface from the load or sensors to microprocessor or computer-based logic level systems. Designed for long, reliable service in demanding industrial environments.

INPUT SPECIFICATIONS

	ODC5 (S)MODC5 X4ODC5	ODC15 (S)MODC15 X4ODC15	ODC24 (S)MODC24 X4ODC24	ODC5A (S)MODC5A X4ODC5A	ODC15A (S)MODC15A X4ODC15A	ODC24A (S)MODC24A X4ODC24A
Nominal Input Voltage [Vdc]	5	15	24	5	15	24
Min. Input Voltage @ pin 3 [Vdc] (X4 Series)	2.5 (4)	8.5 (10)	16.5 (18)	2.5 (4)	8.5 (10)	16.5 (18)
Max. Input Voltage @ pin 3 [Vdc] (X4 Series)	7.5 (7.5)	20 (20)	30.5 (30.5)	7.5 (7.5)	20 (20)	30.5 (30.5)
Must Turn Off Voltage [Vdc]	2.0	2.0	2.0	2.0	2.0	2.0
Typical Input Current [mAdc]	10	10	11	10	10	11
Max. Input Current [mAdc]	27	20	15	27	20	15
Nominal Input Resistance [ohm]	240	900	2.2K	240	900	2.2K

OUTPUT SPECIFICATIONS

Nominal Line Voltage [Vdc]	24	24	24	100	100	100
Max. Line Voltage [Vdc]	60	60	60	200	200	200
Min. Line Voltage [Vdc]	3	3	3	5	5	5
Max. Peak Off-State Voltage [V]	60	60	60	200	200	200
Max. Off-State Leakage Current [mAdc]	1.0	1.0	1.0	2.0	2.0	2.0
Max. On-State Current [Adc]	3	3	3	1	1	1
Min. On-State Current [mAdc]	10	10	10	10	10	10
Max. One Second Surge [A peak]	5	5	5	5	5	5
Max. On-State Voltage @ 25C [V peak]	1.5	1.5	1.5	1.5	1.5	1.5
Max. Turn-On Time [µsec]	50	50	50	50	50	50
Nominal Turn-On Time [µsec]	10	10	10	10	10	10
Max. Turn-Off Time [µsec]	100	100	100	100	100	100
Derating [mA per °C]	33 Above 25° C			20 Above 60° C		
Fuse Rating [fast-acting] (X4 Series Only)	4A	4A	4A	4A	4A	4A

©2000 CRYDOM CORP Specifications subject to change without notice.

For recommended applications and more information contact:

USA: (800) 8 CRYDOM • (800) 827-9366 • (619) 715-7200 • fax (619) 715-7280

Crydom Corp, 9525 Chesapeake Drive, San Diego, CA 92123 • e-mail: sales@crydom.com

WEB SITE: <http://www.crydom.com> FASTFAX Product Information: (888) 267-9191

UK: (44)1202 812300 • fax (44)1202 812340 Crydom International Ltd., 85, Condor Close

Woolbridge Industrial Estate, Three-Legged Cross, Wimborne, Dorset, England BH21 6SU

GERMANY: (49)871 935405 • fax (49)871 935407, Aussere Parkstr.5, D-84032 Altdorf, Germany



Series ODC, (S)MODC, X4ODC

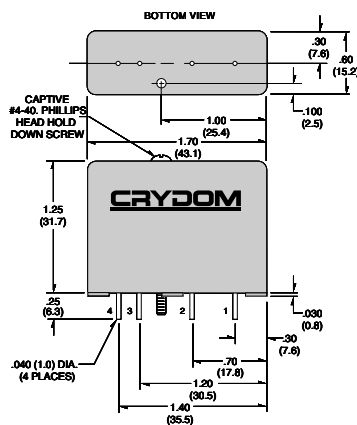
DC Output Modules

GENERAL SPECIFICATIONS

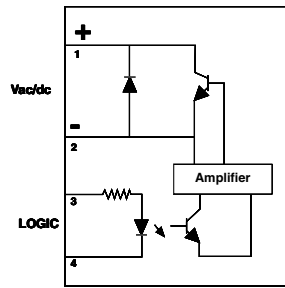
Operating temperature range	-30 to +80°C
Storage temperature range	-40 to +100°C
Isolation	4,000 Vrms
Capacitance input to output	8 pF
Package Color	Red

WIRING & MECHANICAL DIAGRAMS

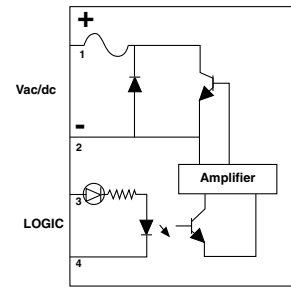
Standard Series, ODC



Standard and Mini Pack



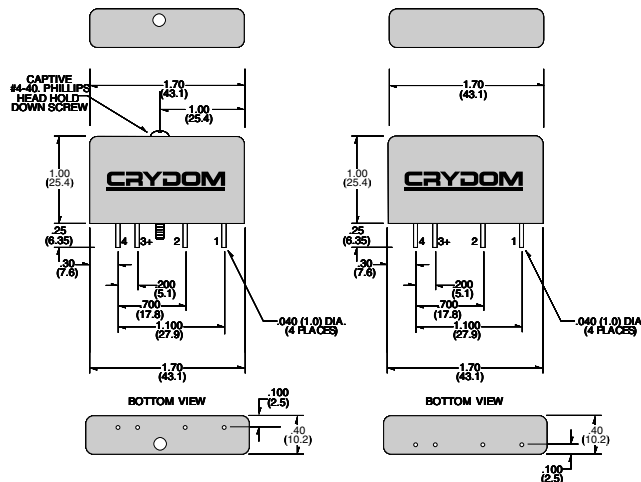
X4 Series



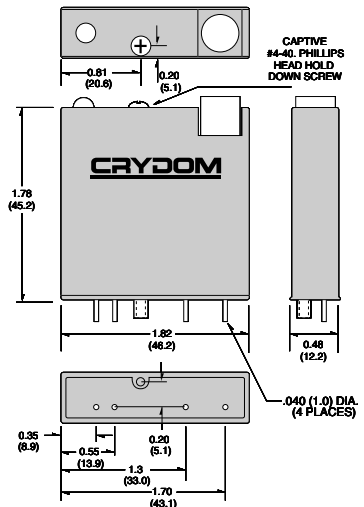
MINI-PACK Series, (S)MODC

SM Prefix

M Prefix



X4 Series, X4ODC



APPLICATION NOTES

- Do not install or remove modules in live (electrically hot) circuits. High voltage may be present.
- An externally located commutating diode must be installed across inductive loads
- I/O module boards also available

All dimensions are in inches (millimeters)

©2000 CRYDOM CORP Specifications subject to change without notice.

For recommended applications and more information contact:

USA: (800) 8 CRYDOM • (800) 827-9366 • (619) 715-7200 • fax (619) 715-7280
Crydom Corp, 9525 Chesapeake Drive, San Diego, CA 92123 • e-mail: sales@crydom.com
WEB SITE: <http://www.crydom.com> FASTFAX Product Information: (888) 267-9191
UK: (44)1202 812300 • fax (44)1202 812340 Crydom International Ltd., 85, Condor Close
Woolbridge Industrial Estate, Three-Legged Cross. Wimborne, Dorset, England BH21 6SU
GERMANY: (49)871 935405 • fax (49)871 935407, Aussere Parkstr.5, D-84032 Altdorf, Germany