

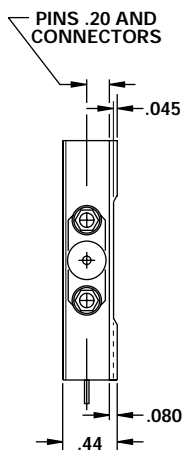
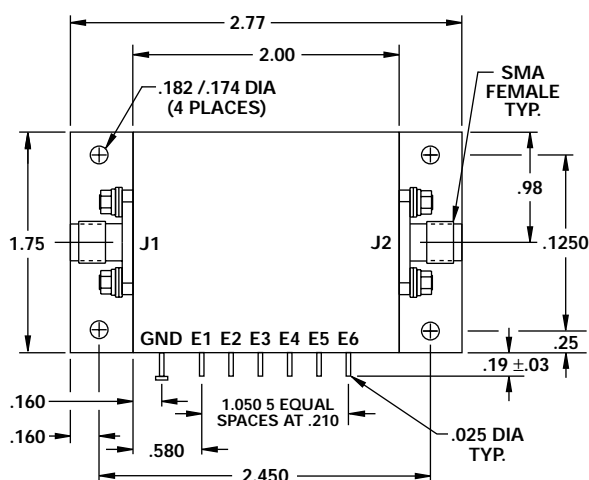
FEATURES

- 1215 - 1400 MHz
- 22.5° LSB, 337.5° Range
- +35 dBm 3rd Order Intercept
- TTL Driver
- Replaceable SMA Connectors

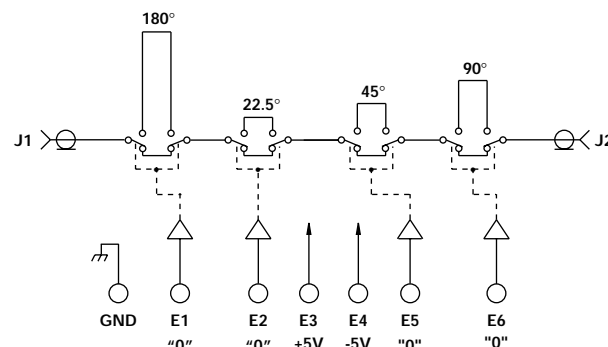


MODEL NO.
CPS0827

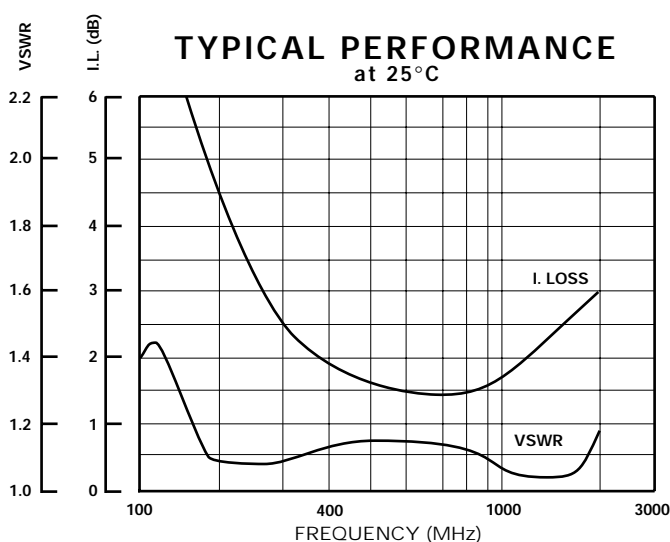
Phase Shifter 4 Section



.xx = .02
.xxx = .010



GUARANTEED PERFORMANCE



Parameter	Min	Typ	Max	Units	Conditions
Operating Frequency	1215		1400	MHz	
DC Current		83 40	250 250	mA mA	At +5 VDC Supply At -5 VDC Supply
Control Type		TTL			4 Line Logic "0" = Reference Logic "1" = Phase Shift
Control Current	High Low	0 0	±20 ±20	µA µA	VIH = +2.7 V VIL = +0.5 V
Insertion Loss	1.0 0.75	2.18 2.47	2.50 2.75	dB dB	At +25° C At Temperature Extremes
Amplitude Stability		0.35	0.60	dB	Vs. Phase Shift
Time Delay	500	850	900	pSec	
Phase	LSB Range Accuracy Linearity	0 22.5 337.5 ±10 1.5	22.5 337.5 ±10 3.0	DEG DEG DEG DEG	22.5, 45, 90, 180 At 1215 MHz
VSWR		1.2/1	1.5/1		
Impedance		50		OHMS	
Switching Speed		145	500	nSec	50% TTL to 90% / 10% RF
Transition (Rise/Fall) Time		105		nSec	90% / 10% or 10% / 90% RF
Switching (Video) Transients		135		mV	Peak Value
Intercept Points	2nd 3rd	+60 +35		dBm dBm	575 MHz / 400 MHz 287.5 MHz / 400 MHz
RF Power	Operate No Damage	+22	+20 +30	dBm dBm	0.2 dB Compression
Operating Temperature	-54	+25	+80	°C	TA