



23.1×17.2×16.2

NSAM

Features

- Switching capacity up to 20A.
- PC board mounting.
- Suitable for automobile auxiliary.

Ordering Information

NSAM 2C S 15 12VDC
1 2 3 4 5

- 1 Part number: NSAM

2 Contact arrangement: 2A:2A; 2C:2C;
- 3 Enclosure: S: Sealed type; Z: Dust cover

4 Contact Current: 7A,10A,15A,20A

5 Coil rated Voltage(V): DC:3,5,6,9,12,18,24

Contact Data

Contact Arrangement	2A (DPSTNO)、2C (DPDT(B-M))		
Contact Material	Ag·SnO ₂		
Contact Rating (resistive)	NO: 15A,20A/15VDC, 10A,15A/24VDC,125VAC ; NC: 10A,15A/15VDC,125VAC; 7A,10A/24VDC		
Max. Switching Power	300W	2000VA	Max. Switching Current:20A Item 3.12 of IEC255-7 Item 3.30 of IEC255-7 Item 3.31 of IEC255-7
Max. Switching Voltage	30VDC	220VAC	
Contact Resistance or Voltage drop	≤50mΩ		
Operation life	Electrical	10 ⁵	
	Mechanical	10 ⁷	

Coil Parameter

Dash numbers	Coil voltage VDC		Coil resistance Ω±10%	Pickup voltage VDC(max) (75%of rated voltage)	release voltage VDC(min) (5% of rated voltage)	Coil power consumption W	Operate Time ms	Release Time ms
	Rated	Max.						
005-450	5	6.5	56	3.75	0.25	0.45	≤10	≤5
006-450	6	7.8	80	4.50	0.30			
009-450	9	11.7	180	6.75	0.45			
012-450	12	15.6	320	9.00	0.60			
018-450	18	23.4	720	13.5	0.90			
024-450	24	31.2	1280	18.0	1.20			

CAUTION: 1.The use of any coil voltage less than the rated coil voltage will compromise the operation of the relay.

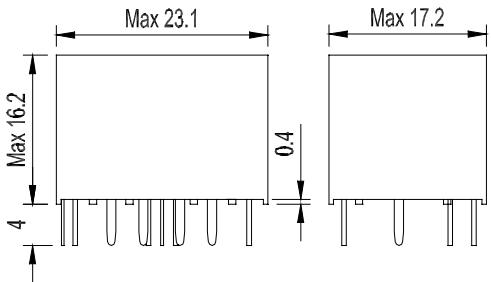
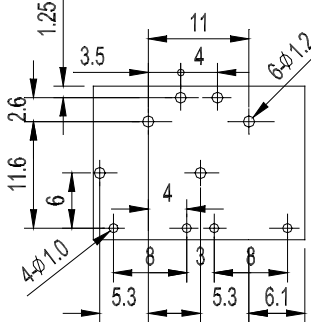
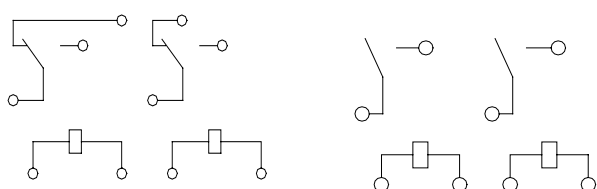
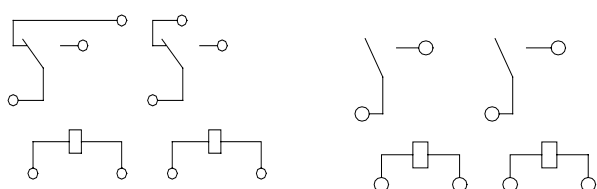
2.Pickup and release voltage are for test purposes only and are not to be used as design criteria.

Operation condition

Insulation Resistance	100M Ω min (at 500VDC)	Item 7 of IEC255-5
Dielectric Strength		
Between contacts	50Hz 500V	Item 6 of IEC255-5
Between contact and coil	50Hz 1000V	Item 6 of IEC255-5
Shock resistance	100m/s ² 11ms	IEC68-2-27 Test Ea
Vibration resistance	10~55Hz double amplitude 1.5mm	IEC68-2-6 Test Fc
Terminals strength	5N	IEC68-2-21 Test Ua1
Solderability	235 $^{\circ}$ C \pm 2 $^{\circ}$ C 3 \pm 0.5s	IEC68-2-20 Test Ta method 1
Ambient Temperature	-30~80 $^{\circ}$ C	
Relative Humidity	85% (at 45 $^{\circ}$ C)	IEC68-2-3Test Ca
Mass	15g	

Qualification inspection:

Perform the qualification test as specified in the table IV of IEC255-19-1 and minimum sample size 24.

Dimensions (Unit: mm)			
		mm	inch
		0.4	0.016
		1.0	0.039
		1.2	0.047
<p>2C</p> <p>2A</p> <p>Wiring diagram(Bottom views)</p>	<p>2C</p> <p>2A</p> <p>Wiring diagram(Bottom views)</p>	1.25	0.049
		1.3	0.051
		2.6	0.102
		3.0	0.118
		3.5	0.138
		4.0	0.157
		5.3	0.209
		6.0	0.236
		6.1	0.240
		8.0	0.315
		11	0.433
		11.6	0.457
		16.2	0.638
		17.2	0.677
		23.1	0.909

NOTES 1).Dimensions are in millimeter.
2).Inch equivalents are given for general information only.

Reference Data		
