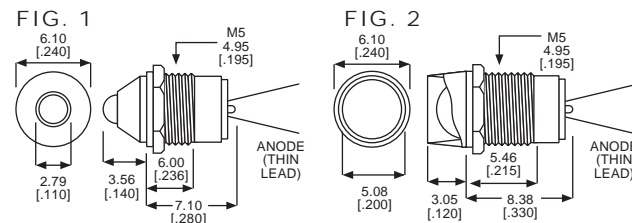
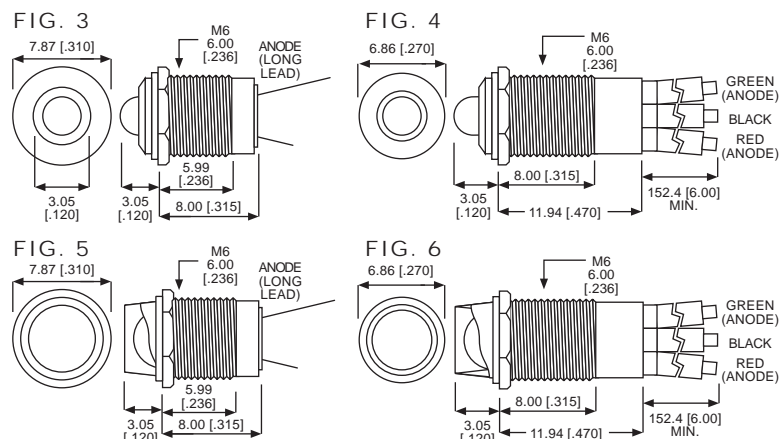


605 SERIES FOR 5mm MOUNTING HOLE

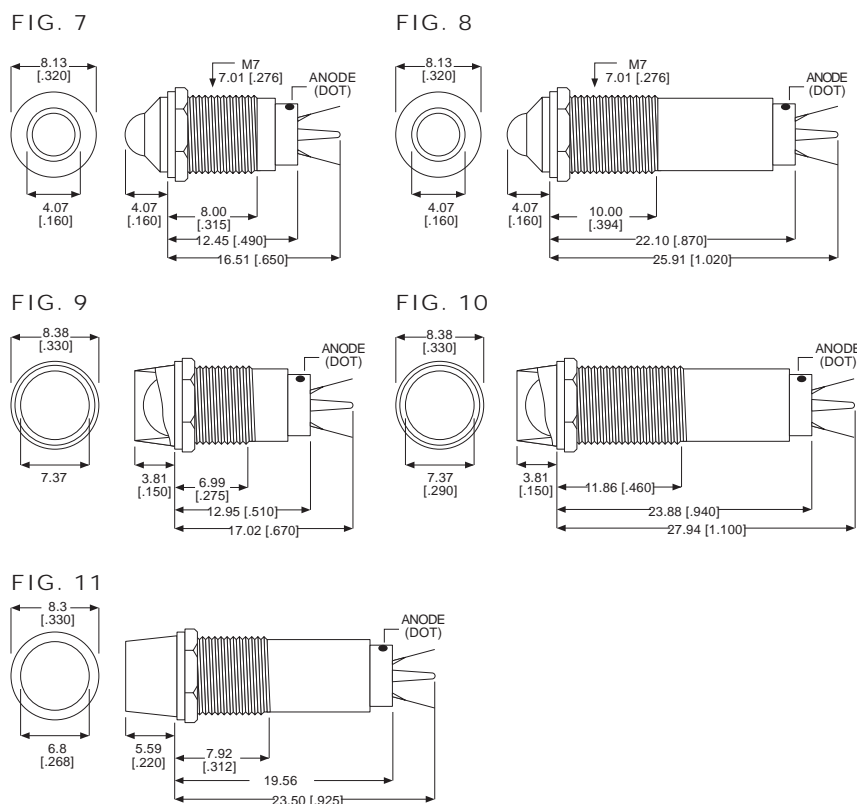
PART NO.	COLOR	V _F	mA	mcd†	FIG.
605-1111-110	R	2	10	1.2	1
605-1211-110	G	2	15	0.8	1
605-1311-110	Y	2	15	2.0	1
605-2111-110	R	2	10	1.2	2
605-2211-110	G	2	15	0.8	2
605-2311-110	Y	2	15	2.0	2

**606 SERIES FOR 6mm MOUNTING HOLE**

PART NO.	COLOR	V _F	mA	mcd†	FIG.
606-1111-110	R	2	5	2.4	3
606-1211-110	G	2	15	3.0	3
606-1311-110	Y	2	10	3.7	3
606-1415-110	R/G	2	5/20	.6/1.0	4
606-1415-120	R/G	6	5/20	.6/1.0	4
606-1415-130	R/G	12	5/20	.6/1.0	4
606-2111-110	R	2	5	2.4	5
606-2211-110	G	2	15	3.0	5
606-2311-110	Y	2	10	3.7	5
606-2415-110	R/G	2	5/20	.6/1.0	6
606-2415-120	R/G	6	5/20	.6/1.0	6
606-2415-130	R/G	12	5/20	.6/1.0	6

**607 SERIES FOR 7mm MOUNTING HOLE**

PART NO.	COLOR	V _F	mA	mcd†	FIG.
607-1112-110	R	2	15	8.0	7
607-1212-110	G	2	15	8.0	7
607-1312-110	Y	2	15	2.2	7
607-1112-120	R	6	15	8.0	8
607-1212-120	G	6	15	8.0	8
607-1312-120	Y	6	15	2.2	8
607-1112-130	R	12	15	8.0	8
607-1212-130	G	12	15	8.0	8
607-1312-130	Y	12	15	2.2	8
607-2112-110	R	2	15	8.0	9
607-2212-110	G	2	15	8.0	9
607-2312-110	Y	2	15	2.2	9
607-2112-120	R	6	15	8.0	10
607-2212-120	G	6	15	8.0	10
607-2312-120	Y	6	15	2.2	10
607-2112-130	R	12	15	8.0	10
607-2212-130	G	12	15	8.0	10
607-2312-130	Y	12	15	2.2	10
607-3132-120	R	6	15	8.0	11
607-3232-120	G	6	15	8.0	11
607-3332-120	Y	6	15	2.2	11
607-3132-130	R	12	15	8.0	11
607-3232-130	G	12	15	8.0	11
607-3332-130	Y	12	15	2.2	11



Housing material: Chrome plated brass
except for Fig. 11 (polycarbonate
matching color of LED)

† mcd intensity of LED

Dimensions in mm [inches]