

15 AMP SUPER-EFFICIENT RECTIFIERS

FEATURES

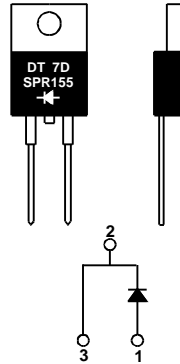
- Glass Passivated for high reliability/temperature performance
- Low switching noise
- Low forward voltage drop
- Low thermal resistance
- High switching capability
- High surge capability

MECHANICAL DATA

- Case: TO-220 molded plastic (U/L Flammability Rating 94V-0)
- Terminals: Rectangular pins w/ standoff
- Solderability: Per MIL-STD 202 Method 208 guaranteed
- Polarity: Diode depicted on product
- Mounting Position: Any
- Weight: 0.08 Ounces (2.2 Grams)

MECHANICAL SPECIFICATION

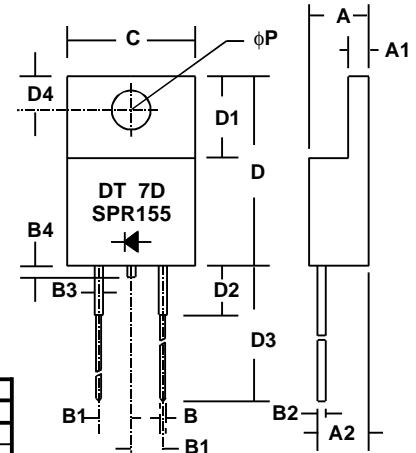
ACTUAL SIZE OF
TO-220AC PACKAGE



Sym	Minimum		Maximum	
	in	mm	in	mm
A			0.187	4.75
A1	0.121*	4.75*		
A2	0.14*	3.56*		
B	0.035	0.9	0.043	1.1
B1	0.09	2.3	0.102	2.6
B2	0.025*	0.64*		
B3	0.050*	1.27*		
B4			0.04	1.0
C			0.413	10.5
D	0.59	15.0	0.61	15.5
D1	0.262*	6.6*		
D2			0.16	4.0
D3	0.54	13.7	0.60	15.2
D4	0.108*	2.75*		
φP	0.126*	3.2*		

* These dimensions are "Typicals".

NON - INSULATED
PACKAGE



TO - 220AC
SERIES SPR150 - SPR156


MAXIMUM RATINGS & ELECTRICAL CHARACTERISTICS

Ratings at 25 °C ambient temperature unless otherwise specified.
Single phase, half wave, 60Hz, resistive or inductive load.
For capacitive loads, derate current by 20%.

PARAMETER (TEST CONDITIONS)	SYMBOL	RATINGS								UNITS
Series Number		SPR 150	SPR 151	SPR 152	SPR 153	SPR 154	SPR 155	SPR 156		
Maximum DC Blocking Voltage	V _{RM}	50	100	200	300	400	500	600	VOLTS	
Maximum RMS Voltage	V _{RMS}	35	70	140	210	280	350	420		
Maximum Peak Recurrent Reverse Voltage	V _{RRM}	50	100	200	300	400	500	600		
Average Forward Rectified Current @ T _c = 110 °C	I _o	15								AMPS
Peak Forward Surge Current (8.3mS single half sine wave superimposed on rated load)	I _{FSM}	250								
Maximum Forward Voltage at 15 Amps DC	V _{FM}	0.95			1.25		1.5		VOLTS	
Maximum Average DC Reverse Current @ T _c = 25 °C At Rated DC Blocking Voltage @ T _c = 100 °C	I _{RM}	10 500								μA
Typical Thermal Resistance, Junction to Case	R _{θJC}	1.5								°C/W
Typical Junction Capacitance (Note 1)	C _J	65								pF
Maximum Reverse Recovery Time (I _F =0.5A, I _R =1.0A, I _{RR} =0.25A)	T _{RR}	35				50				nSec
Junction Operating and Storage Temperature Range	T _J , T _{STG}	-65 to +150								°C

NOTES: (1) Measured at 1 MHz and an applied reverse voltage of 4 volts.

4.97150015



15 AMP SUPER EFFICIENT RECTIFIERS

RATING & CHARACTERISTIC CURVES FOR SERIES SPR150 - SPR156

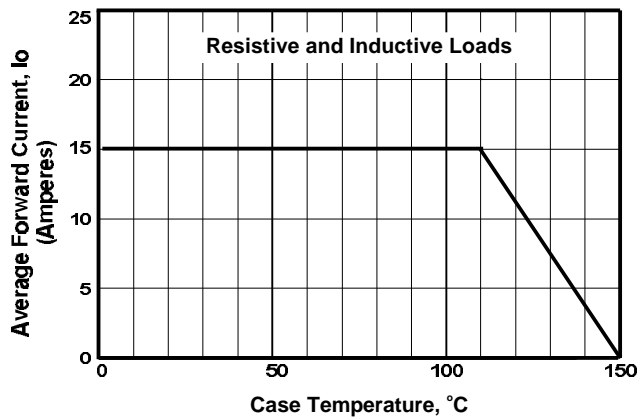


FIGURE 1. FORWARD CURRENT DERATING CURVE

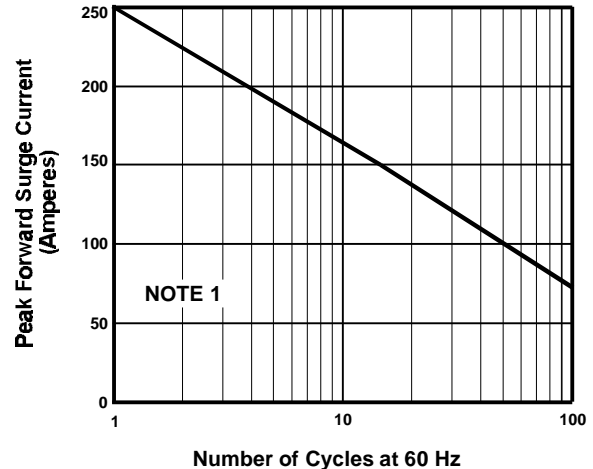


FIGURE 2. MAXIMUM NON-REPETITIVE SURGE CURRENT

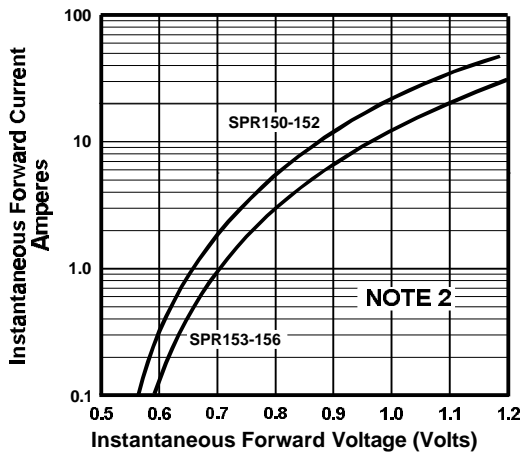


FIGURE 3. TYPICAL FORWARD CHARACTERISTICS

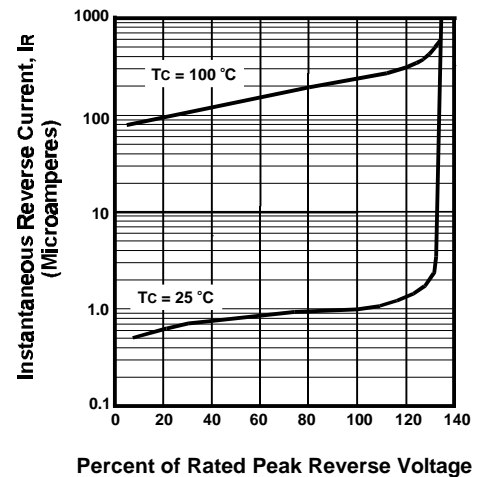


FIGURE 4. TYPICAL REVERSE CHARACTERISTICS

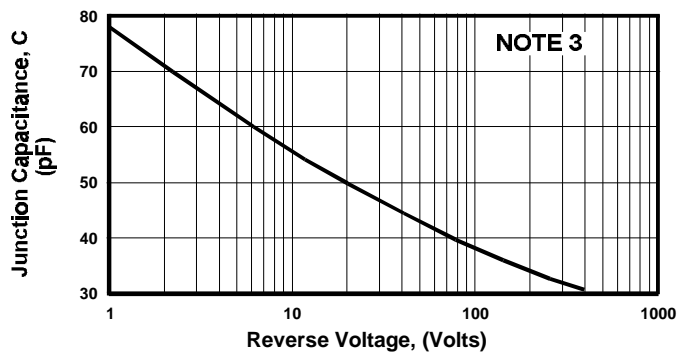


FIGURE 5. TYPICAL JUNCTION CAPACITANCE

NOTES

- (1) JEDEC Method, 8.3 mSec. Single Half Sine Wave
- (2) $T_J = 25^\circ\text{C}$, Pulse Width = 300 μSec , 1.0% Duty Cycle
- (3) $T_C = 25^\circ\text{C}$, $f = 1\text{ MHz}$, $V_{SIG} = 50\text{ mV P-P}$