

16 AMP SUPER-EFFICIENT RECTIFIERS

FEATURES

- Glass Passivated for high reliability/temperature performance
- Low switching noise
- Low forward voltage drop
- Low thermal resistance
- High switching capability
- High surge capability

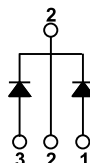

RoHS COMPLIANT

MECHANICAL DATA

- Case: TO-220 molded epoxy - Fully Insulated (U/L Flammability Rating 94V-0)
- Terminals: Rectangular pins w/ standoff
- Solderability: Per MIL-STD 202 Method 208 guaranteed
- Polarity: Diodes depicted on product
- Mounting Position: Any
- Weight: 0.08 Ounces (2.2 Grams)

MECHANICAL SPECIFICATION

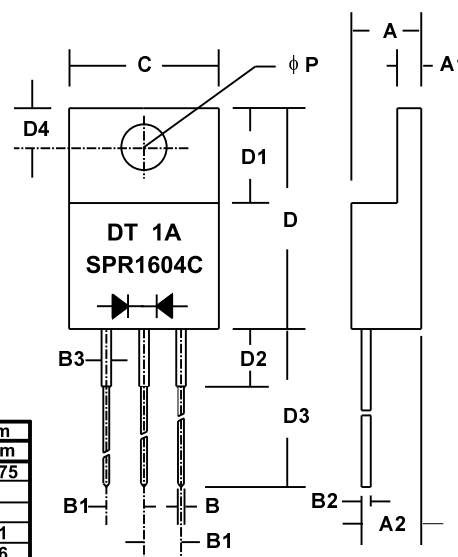
ACTUAL SIZE OF
TO-220AB PACKAGE



Sym	Minimum		Maximum	
	in	mm	in	mm
A			0.187	4.75
A1	0.055*	1.4*		
A2	0.14*	3.56*		
B	0.035	0.9	0.043	1.1
B1	0.09	2.3	0.102	2.6
B2	0.028*	0.66*		
B3	0.051*	1.3*		
C			0.410	10.4
D	0.59	15.0	0.61	15.5
D1	0.25*	6.4*		
D2			0.16	4.0
D3	0.53	13.5	0.57	14.8
D4	0.108*	2.75*		
P	0.141*	3.58*		

* These dimensions are "Typicals".

FULLY INSULATED PACKAGE



TO - 220AB

SERIES SPR1601C - SPR1605C


MAXIMUM RATINGS & ELECTRICAL CHARACTERISTICS

Ratings at 25 °C ambient temperature unless otherwise specified.
 Single phase, half wave, 60Hz, resistive or inductive load.
 For capacitive loads, derate current by 20%.

PARAMETER (TEST CONDITIONS)	SYMBOL	RATINGS					UNITS
Series Number		SPR 1601C	SPR 1602C	SPR 1603C	SPR 1604C	SPR 1605C	
Maximum DC Blocking Voltage	V _{RM}	100	200	300	400	500	VOLTS
Maximum RMS Voltage	V _{RMS}	70	140	210	280	350	
Maximum Peak Recurrent Reverse Voltage	V _{RRM}	100	200	300	400	500	
Average Forward Rectified Current @ Tc = 100 °C	Io	16					AMPS
Peak Forward Surge Current (8.3mS single half sine wave superimposed on rated load)	IFSM	150					
Maximum Forward Voltage (per diode) at 8 Amps DC	V _{FM}	1.0		1.2			VOLTS
Maximum Average DC Reverse Current @ Tc = 25 °C At Rated DC Blocking Voltage @ Tc = 100 °C	IRM	10 500					μA
Typical Thermal Resistance, Junction to Case	RθJC	3					°C/W
Typical Junction Capacitance (Note 1)	CJ	65					pF
Maximum Reverse Recovery Time (If=8.0A, di/dt=50A/μS, Tj=25°C)	T _{RR}	35		45			nSec
Junction Operating and Storage Temperature Range	TJ, TSTG	-65 to +150					°C

NOTES: (1) Measured at 1 MHz and an applied reverse voltage of 4 volts.

7.3SPR1601C



16 AMP SUPER EFFICIENT RECTIFIERS

RATING & CHARACTERISTIC CURVES FOR SERIES SPR1601C - SPR1605C

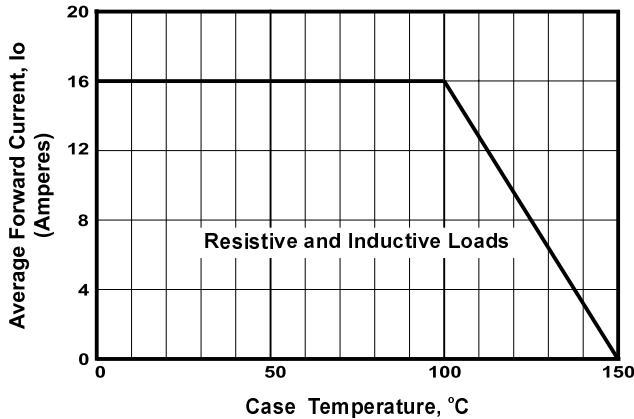


FIGURE 1. FORWARD CURRENT DERATING CURVE

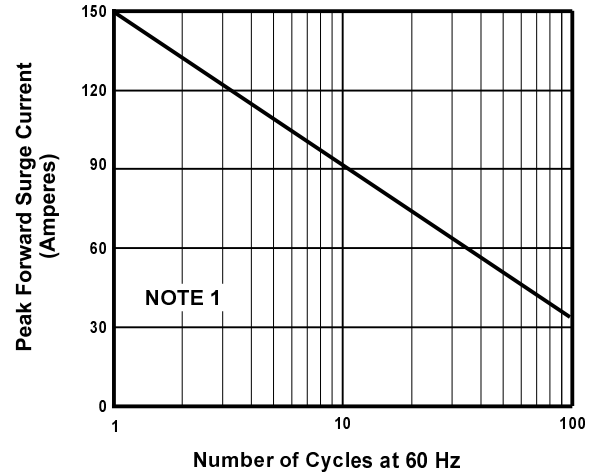


FIGURE 2. MAXIMUM NON-REPETITIVE SURGE CURRENT

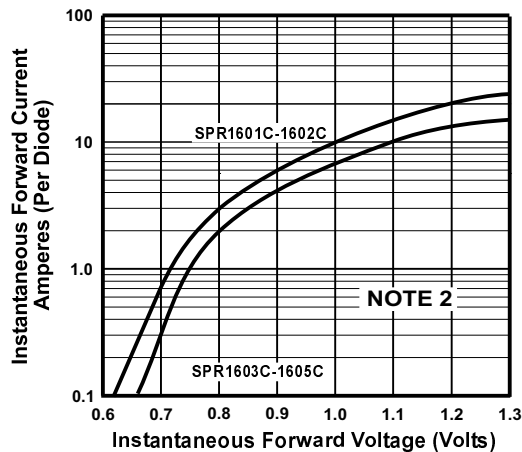


FIGURE 3. TYPICAL FORWARD CHARACTERISTICS

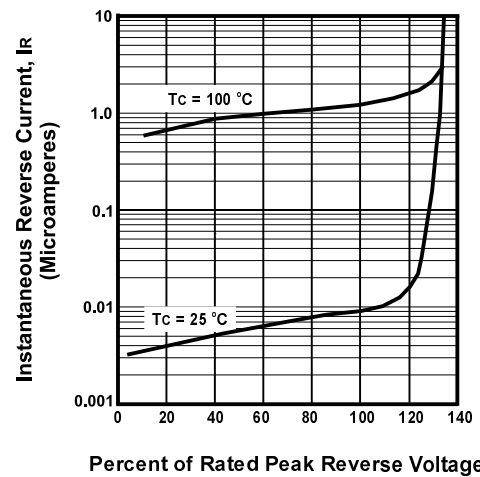


FIGURE 4. TYPICAL REVERSE CHARACTERISTICS

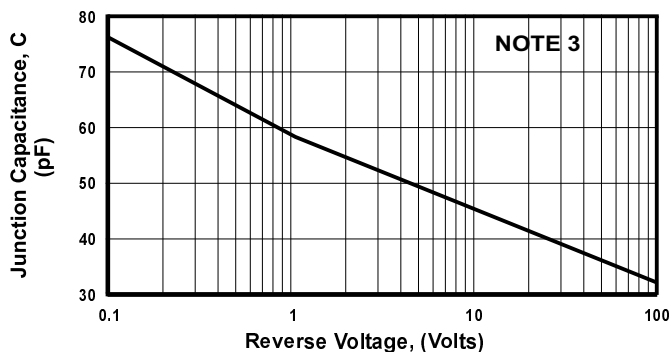


FIGURE 5. TYPICAL JUNCTION CAPACITANCE

NOTES

- (1) JEDEC Method, 8.3 mSec. Single Half Sine Wave
- (2) $T_J = 25^\circ\text{C}$, Pulse Width = 300 μSec , 2.0% Duty Cycle
- (3) $T_J = 25^\circ\text{C}$