

12 AMP SCHOTTKY BARRIER RECTIFIERS

FEATURES

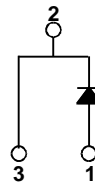
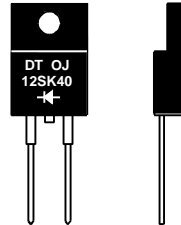
- Low switching noise
- Low forward voltage drop
- Low thermal resistance
- High switching capability
- High surge capability
- High reliability

MECHANICAL DATA

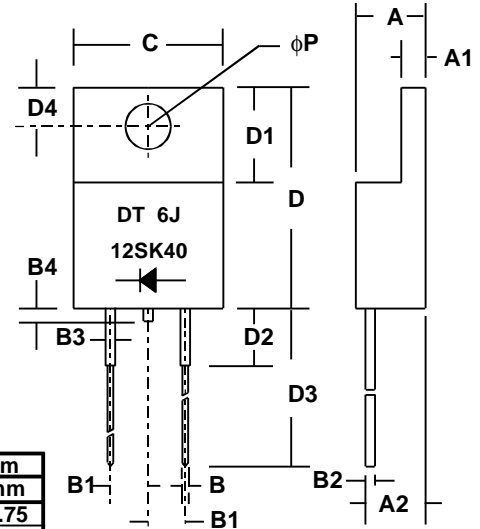
- Case: TO-220 molded plastic (Fully Insulated)
(U/L Flammability Rating 94V-0)
- Terminals: Rectangular pins w/ standoff
- Solderability: Per MIL-STD 202 Method 208 guaranteed
- Polarity: Diode depicted on product
- Mounting Position: Any
- Weight: 0.06 Ounces (1.7 Grams)

MECHANICAL SPECIFICATION

ACTUAL SIZE OF
TO-220AC PACKAGE



FULLY INSULATED PACKAGE



Sym	Minimum		Maximum	
	in	mm	in	mm
A			0.187	4.75
A1	0.121*	4.75*		
A2	0.14*	3.56*		
B	0.035	0.9	0.043	1.1
B1	0.09	2.3	0.102	2.6
B2	0.025*	0.64*		
B3	0.050*	1.27*		
B4			0.04	1.0
C			0.413	10.5
D	0.59	15.0	0.61	15.5
D1	0.262*	6.6*		
D2			0.16	4.0
D3	0.54	13.7	0.60	15.2
D4	0.108*	2.75*		
phi P	0.126*	3.2*		

* These dimensions are "Typicals".


ITO - 220AC

SERIES 12SK40 - 12SK100

MAXIMUM RATINGS & ELECTRICAL CHARACTERISTICS

Ratings at 25 °C ambient temperature unless otherwise specified.
Single phase, half wave, 60Hz, resistive or inductive load.
For capacitive loads, derate current by 20%.

PARAMETER (TEST CONDITIONS)	SYMBOL	RATINGS					UNITS
Series Number		12SK40	12SK50	12SK60	12SK70	12SK100	
Maximum DC Blocking Voltage	V _{RM}	40	50	60	70	100	VOLTS
Maximum RMS Voltage	V _{RMS}						
Maximum Peak Recurrent Reverse Voltage	V _{RRM}						
Average Forward Rectified Current @ T _c = 100 °C	I _O	12					AMPS
Peak Forward Surge Current (8.3mS single half sine wave superimposed on rated load)	I _{FSM}	180					
Maximum Forward Voltage at 12 Amps DC	V _{FM}	0.58		0.68		0.85	VOLTS
Maximum Average DC Reverse Current @ T _J = 25 °C At Rated DC Blocking Voltage @ T _J = 100 °C	I _{RM}	0.5 50			0.1 25		mA
Typical Thermal Resistance, Junction to Case (on heat sink)	R _{θJC}	3					°C/W
Operating and Storage Temperature Range	T _J , T _{STG}	-65 to +150					°C



12 AMP SCHOTTKY BARRIER RECTIFIERS

RATING & CHARACTERISTIC CURVES FOR SERIES 12SK40 - 12SK100

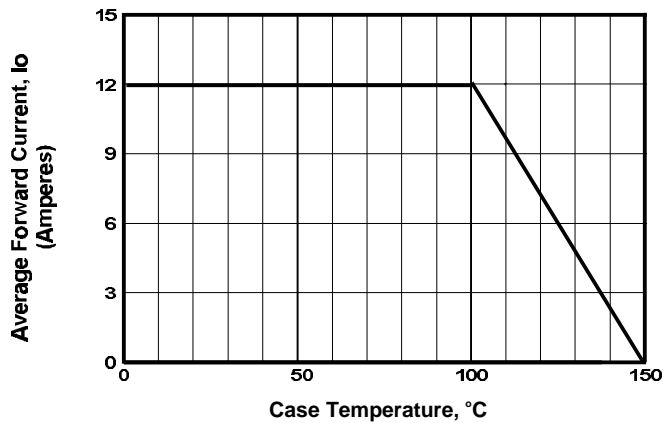


FIGURE 1. FORWARD CURRENT DERATING CURVE

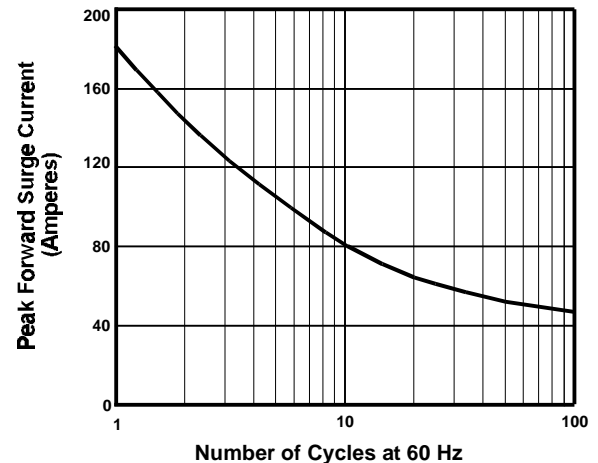


FIGURE 2. MAXIMUM NON-REPETITIVE SURGE CURRENT

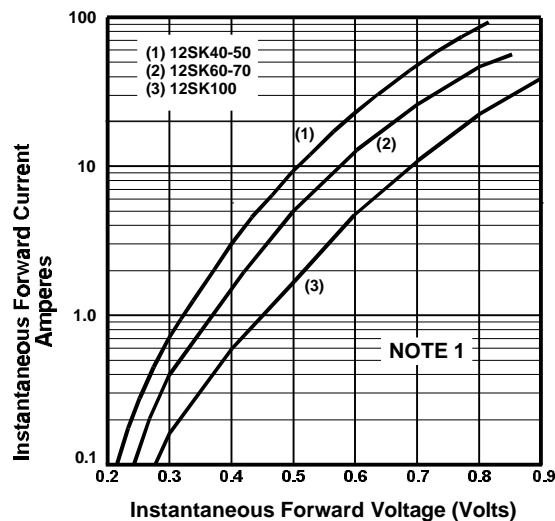


FIGURE 3. TYPICAL FORWARD CHARACTERISTICS

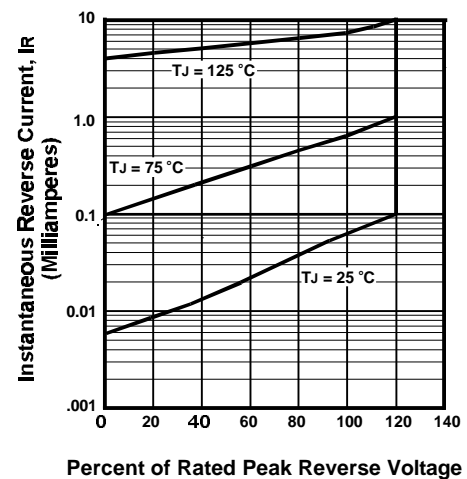


FIGURE 4. TYPICAL REVERSE CHARACTERISTICS

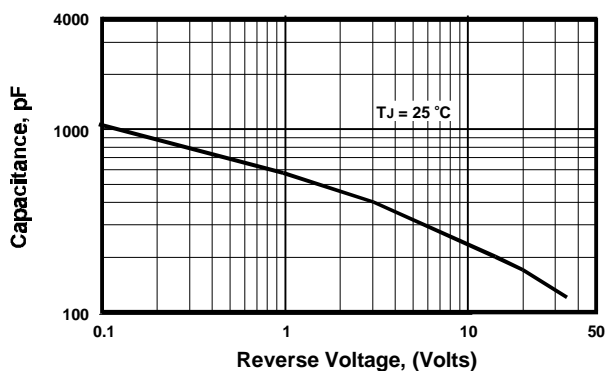


FIGURE 5. TYPICAL JUNCTION CAPACITANCE

NOTES

(1) TJ = 25 °C, Pulse Width = 300 μ Sec, 2.0% Duty Cycle