

# SNOA - SNOM

**PRV : 50 - 1000 Volts**

**Io : 1.5 Amperes**

## FEATURES :

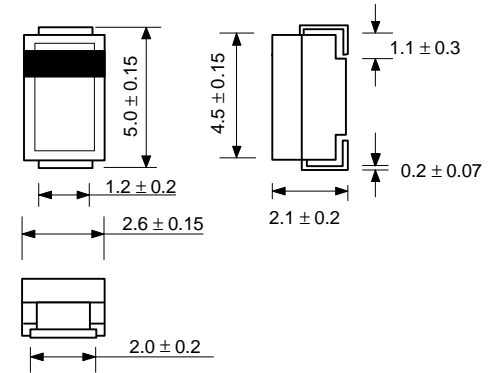
- \* High current capability
- \* High surge current capability
- \* High reliability
- \* Low reverse current
- \* Low forward voltage drop

## MECHANICAL DATA :

- \* Case : SMA Molded plastic
- \* Epoxy : UL94V-O rate flame retardant
- \* Lead : Lead Formed for Surface Mount
- \* Polarity : Color band denotes cathode end
- \* Mounting position : Any
- \* Weight : 0.067 gram

## SURFACE MOUNT RECTIFIERS

### SMA (DO-214AC)



Dimensions in millimeter

## MAXIMUM RATINGS AND ELECTRICAL CHARACTERISTICS

Rating at 25 °C ambient temperature unless otherwise specified.  
Single phase, half wave, 60 Hz, resistive or inductive load.  
For capacitive load, derate current by 20%.

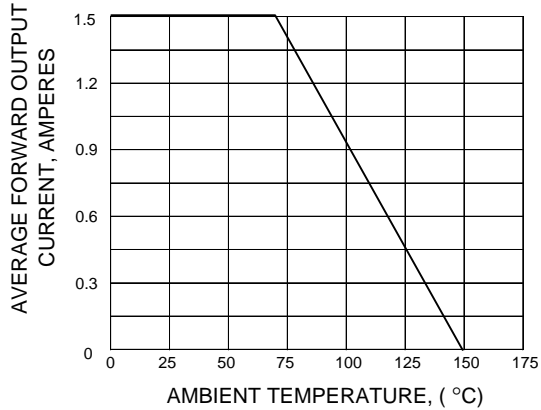
RATING	SYMBOL	SNOA	SNOB	SNOD	SNOE	SNOG	SNOH	SNOJ	SNOK	SNOM	UNIT
Maximum Repetitive Peak Reverse Voltage	$V_{RRM}$	50	100	200	300	400	500	600	800	1000	V
Maximum RMS Voltage	$V_{RMS}$	35	70	140	210	280	350	420	560	700	V
Maximum DC Blocking Voltage	$V_{DC}$	50	100	200	300	400	500	600	800	1000	V
Maximum Average Forward Current $T_a = 70^\circ\text{C}$	$I_F$	1.5									A
Peak Forward Surge Current 8.3ms Single half sine wave Superimposed on rated load (JEDEC Method)	$I_{FSM}$	50									A
Maximum Forward Voltage at $I_F = 1.5$ Amps.	$V_F$	1.4									V
Maximum DC Reverse Current $T_a = 25^\circ\text{C}$ at rated DC Blocking Voltage $T_a = 100^\circ\text{C}$	$I_R$	5.0									$\mu\text{A}$
	$I_{R(H)}$	50									$\mu\text{A}$
Typical Junction Capacitance (Note1)	$C_J$	30									pF
Junction Temperature Range	$T_J$	- 65 to + 150									$^\circ\text{C}$
Storage Temperature Range	$T_{STG}$	- 65 to + 150									$^\circ\text{C}$

## Notes :

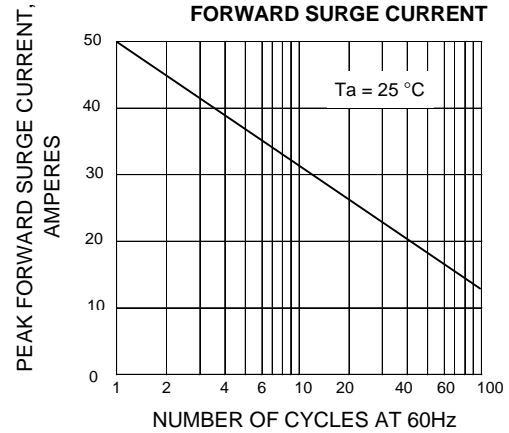
(1) Measured at 1.0 MHz and applied reverse voltage of 4.0Vdc

## RATING AND CHARACTERISTIC CURVES ( SNOA - SNOM )

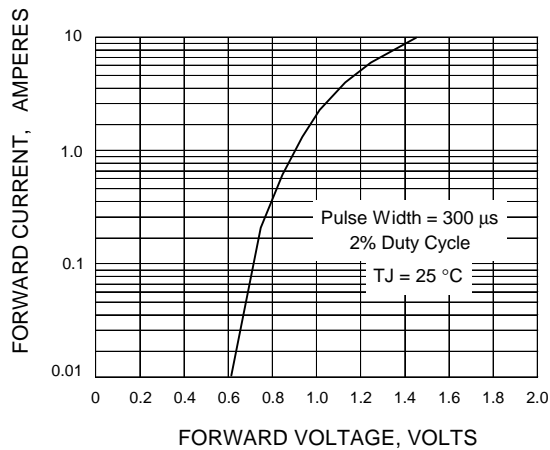
**FIG.1 - DERATING CURVE FOR OUTPUT RECTIFIED CURRENT**



**FIG.2 - MAXIMUM NON-REPETITIVE PEAK FORWARD SURGE CURRENT**



**FIG.3 - TYPICAL FORWARD CHARACTERISTICS**



**FIG.4 - TYPICAL REVERSE CHARACTERISTICS**

