
eKM6711

**Optical RF Mouse
Tx Controller**

Product Specification

DOC. VERSION 1.0

ELAN MICROELECTRONICS CORP.


December 2003



Trademark Acknowledgments:

IBM is a registered trademark and PS/2 is a trademark of IBM.

Windows is a trademark of Microsoft Corporation.

ELAN and ELAN logo  are trademarks of ELAN Microelectronics Corporation.

Copyright © 2005 by ELAN Microelectronics Corporation

All Rights Reserved

Printed in Taiwan

The contents of this specification are subject to change without further notice. ELAN Microelectronics assumes no responsibility concerning the accuracy, adequacy, or completeness of this specification. ELAN Microelectronics makes no commitment to update, or to keep current the information and material contained in this specification. Such information and material may change to conform to each confirmed order.

In no event shall ELAN Microelectronics be made responsible for any claims attributed to errors, omissions, or other inaccuracies in the information or material contained in this specification. ELAN Microelectronics shall not be liable for direct, indirect, special incidental, or consequential damages arising from the use of such information or material.

The software (if any) described in this specification is furnished under a license or nondisclosure agreement, and may be used or copied only in accordance with the terms of such agreement.

ELAN Microelectronics products are not intended for use in life support appliances, devices, or systems. Use of ELAN Microelectronics product in such applications is not supported and is prohibited.

NO PART OF THIS SPECIFICATION MAY BE REPRODUCED OR TRANSMITTED IN ANY FORM OR BY ANY MEANS WITHOUT THE EXPRESSED WRITTEN PERMISSION OF ELAN MICROELECTRONICS.



ELAN MICROELECTRONICS CORPORATION

Headquarters:

No. 12, Innovation Road 1
Hsinchu Science Park
Hsinchu, Taiwan 30077
Tel: +886 3 563-9977
Fax: +886 3 563-9966
<http://www.emc.com.tw>

Hong Kong:

Elan (HK) Microelectronics Corporation, Ltd.
Rm. 1005B, 10/F Empire Centre
68 Mody Road, Tsimshatsui
Kowloon, HONG KONG
Tel: +852 2723-3376
Fax: +852 2723-7780
elanhk@emc.com.hk

USA:

Elan Information Technology Group
1821 Saratoga Ave., Suite 250
Saratoga, CA 95070
USA
Tel: +1 408 366-8223
Fax: +1 408 366-8220

Europe:

Elan Microelectronics Corp. (Europe)
Siewerdtstrasse 105
8050 Zurich, SWITZERLAND
Tel: +41 43 299-4060
Fax: +41 43 299-4079
<http://www.elan-europe.com>

Shenzhen:

Elan Microelectronics Shenzhen, Ltd.
SSMEC Bldg., 3F, Gaoxin S. Ave.
Shenzhen Hi-Tech Industrial Park
Shenzhen, Guangdong, CHINA
Tel: +86 755 2601-0565
Fax: +86 755 2601-0500

Shanghai:

Elan Microelectronics Shanghai Corporation, Ltd.
23/Bldg. #115 Lane 572, Bibo Road
Zhangjiang Hi-Tech Park
Shanghai, CHINA
Tel: +86 021 5080-3866
Fax: +86 021 5080-4600



Contents

1	General Descriptor	1
2	Feature	1
3	Application.....	2
4	Pin Assignment	2
5	Pin Descriptor.....	2
6	Absolute Maximum Ratings	3
7	Dc Electrical Characteristic.....	3
8	Application Circuit	3
9	The Circuits of DC-to-DC converter (VDD=3.2V)	4



Specification Revision History

Doc. Version	Revision Description	Date
1.0		2003/12/03



1 General Descriptor

The eKM6711 is a transmitter (Tx) controller of optical RF mouse. The eKM6711 is reading movement data of X axis and Y axis from optical mouse sensor using the serial data interface. Then, encode the mouse status and 3-D, 4 buttons data to RF data packets. It 's requires the external RF Tx module to transmit the RF data packets. The eKM6711 is to match with RF Mouse Rx controller for eKM6211 series (PS/2) or eKM6251 (USB+PS2).

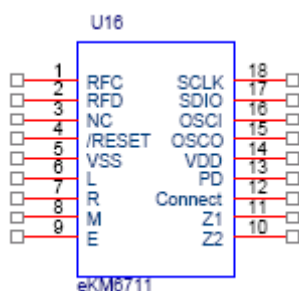
2 Feature

- Operating voltage range: 2.2V~5.5V
- Available in temperature range: 0 ~70
- Operating frequency: 4.00Mhz
- Support the 3D, 4 buttons and mechanical scrolling of z axis.
- Support the serial data interface of optical mouse sensor. (Agilent ADNS-2030, ADNS-2051)
- Efficient encoding algorithm for RF data packets.
- Device ID
 - Power-on is default ID.
 - Using the push button to random generate the 255 sets ID.
- Support 3 Operation Mode to saving power.
 - Operating mode
 - Standby mode : after 2 sec
 - Sleep mode : after 7 sec.
- To match with RF Mouse Rx controller
 - eKM6211: PS/2 only
 - eKM6251: USB and PS/2
- Package type: 18 pins DIP and SOP(300mil)

3 Application

- 3D, 4 buttons optical RF mouse

4 Pin Assignment



5 Pin Descriptor

Pin No.	Symbol	I/O	Function
1	RFC	O	Power control for RF Tx module, It's high active.
2	RFD	O	data output for RF Tx module.
3	NC	-	NC
4	/RESET	I	Input pin with Schmitt trigger. If this pin is logic low, the controller will keep in reset condition
5	VSS	-	Ground
6	L	I	Left button input pin (internal pull-high resistor)
7	R	I	Right button input pin (internal pull-high resistor)
8	M	I	Middle button input pin (internal pull-high resistor)
9	E	I	External button input pin (internal pull-high resistor)
10	Z2	I	Mechanical scrolling inputs for Z2 (internal pull-high resistor)
11	Z1	I	Mechanical scrolling inputs for Z1 (internal pull-high resistor)
12	Connect	I	When connect button is low, it's random generate the new Device ID (0x01~0xFF). (internal pull-high resistor)
13	PD	O	Power down control pin with optical mouse sensor.
14	VDD	-	Power supply
15	OSCO	I/O	Output terminal for crystal oscillator
16	OSCI	I	4.00Mhz Crystal or Resonator input
17	SDIO	I/O	Data I/O of serial data interface with optical mouse sensor.
18	SCLK	O	CLK control of serial data interface with optical mouse sensor.

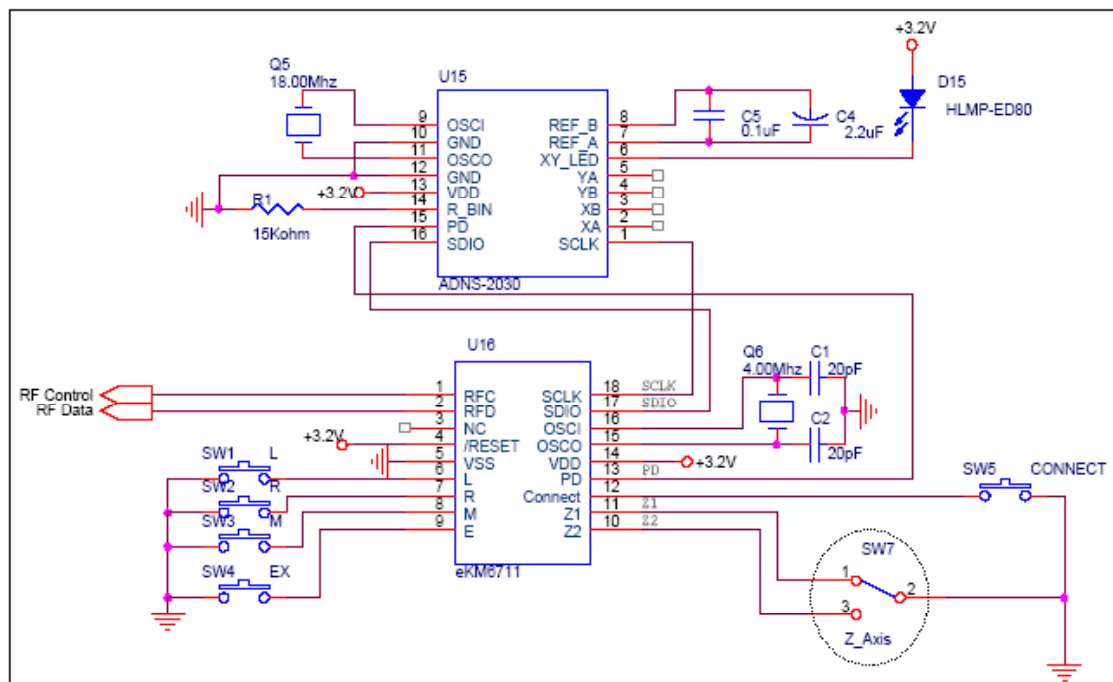
6 Absolute Maximum Ratings

Items	Sym.	Condition	Rating
Temperature under bias	TOPR		0 ~70
Storage temperature	TSTR		-65 ~150
Input voltage	VIN		-0.3V~+6.0V
Output voltage	VO		-0.3V~+6.0V

7 Dc Electrical Characteristic

Parameter	Sym.	Condition	Min.	Typ.	Max.	Unit
Power-down current	IPD	All input and I/O pins at VDD, output pin floating, WDT enable			10	μA
Standby mode	Icc3	/RESET='high', FOSC=4Mhz, output pin floating, WDT enable			1.6	mA
Operating supply current (VDD=5V)	ICC3	/RESET='high', FOSC=4Mhz, output pin floating, WDT enable			1.6	mA

8 Application Circuit



9 The Circuits of DC-to-DC converter (VDD=3.2V)

