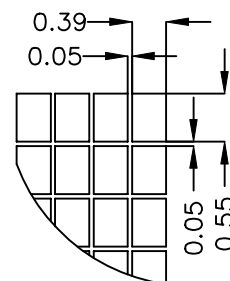
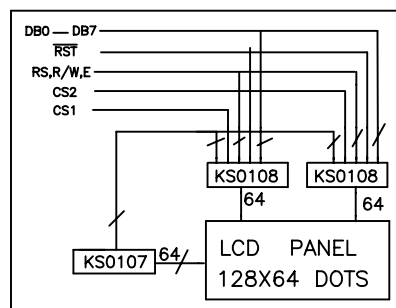
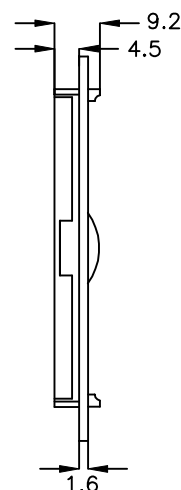
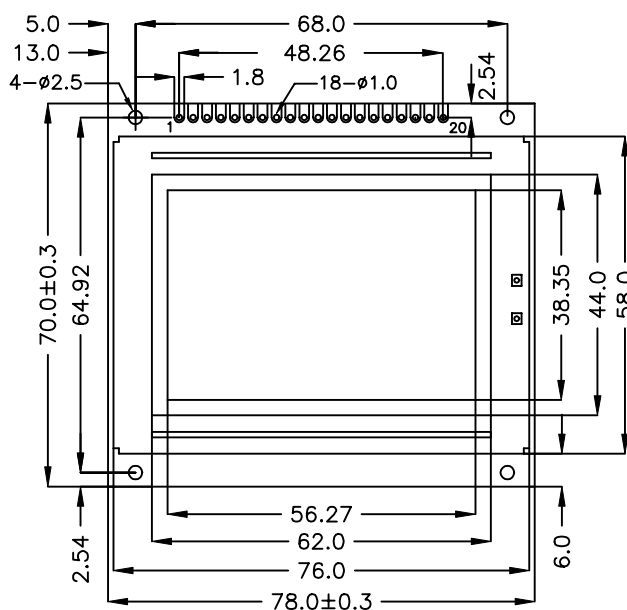


128 X 64 DOTS

OPTIONS

- * LCD PANEL
Yellow/Green
or Gray STN
- * View Angle
12H or 6H



All dimensions in mm. Tolerance $\pm 0.3\text{mm}$ unless otherwise specified.

MECHANICAL SPECIFICATIONS

ITEM	SPECIFICATION	UNIT
Overall Size	78.0Wx70.0Hx9.2T(BL13.5T)	mm
Viewing Area	62.0Wx44.0H	mm
Dot Number	128Wx64H	dots
Dot Size	0.39Wx0.55H	mm
Dot Pitch	0.44Wx0.6H	mm

PIN ASSIGNMENT

PIN	SYMBOL	FUNCTION
1	Vss	Power Supply(GND)
2	Vdd	Power Supply(+5V)
3	Vo	Contrast Adjust
4	RS	Instruction/Data Register Select
5	R/W	Data Read/Write
6	E	Enable Signal
7-14	DB0-DB7	Data Bus Line
15	CS1	Selection Signal for Chip1
16	CS2	Selection Signal for Chip2
17	RST	Reset
18	Vee	Power Supply for LCD Driving
19-20	A, K	Power Supply for LED BL

ABSOLUTE MAXIMUM RATINGS

ITEM	SYMBOL	MIN.	MAX.	UNIT
Power Supply (Logic)	Vdd	-0.3	7.0	V
Power Supply (LCD)	Vo	Vdd-15.0	Vdd+0.3	V
Input Voltage	Vi	-0.3	Vdd	V
Operating Temperature	Topr	0	50	°C
Storage Temperature	Tstg	-20	70	°C

ELECTRICAL CHARACTERISTICS(Ta=25°C, Vdd=5V±0.25V)

ITEM	SYMBOL	MIN.	MIN.	MAX.	UNIT
Power Supply(Logic)	Vdd	4.5	5.0	5.5	V
Supply Current	Idd	2.0	—	—	mA
LCD Driving Voltage	Vdd-Vo	—	—	13.0	V
Input Voltage "H"	Vih	2.2	—	Vdd	V
Input Voltage "L"	Vil	—	—	0.6	V
Output Voltage "H"	Voh	2.4	—	—	V
Output Voltage "L"	Vol	—	—	0.4	V

LED BACKLIGHT SPECIFICATIONS

ITEM	TYP.	ITEM	TYP.
Forward Voltage	4.2V	Power Dissipation	1770mW
Forward Current	420mA	Emission Wavelength	570nm